


VELUX®

upgrade to
First Glass



A close-up photograph of the corner of a plastic dome. The surface is covered in numerous water droplets of various sizes, creating a textured, glistening effect. The dome's structure is visible as a dark, curved edge. The background is a solid, vibrant red color.

VELUX®

VELUX

Now in plastic dome sizes
...at plastic dome prices

The **right sizes** for Australia...

Thousands of Australian home owners can now upgrade to VELUX when their plastic dome skylights need to be replaced. With three new FCM skylights in the most popular plastic dome sizes, home owners can now enjoy a vastly superior product at a comparable price.



FCM 1430

460 x 870 mm

Overall throat
dimension

Equivalent to
standard dome

400 x 800 mm

(fits over 3 tiles)



FCM 2230

665 x 870 mm

Overall throat
dimension

Equivalent to
standard dome

600 x 800 mm
(fits over 3 tiles)



FCM 3434

970 x 970 mm
Overall throat
dimension
Equivalent to
standard dome
900 x 900 mm
(fits over 3½ tiles)



SUPERIOR PRODUCT...SIMILAR PRICE

Comparing VELUX FCM skylights to plastic dome skylights almost seems unfair. On the other hand they come in the same sizes at roughly the same prices, so why not?

First of all VELUX FCM skylights are made of glass, not plastic. Not just any glass, we might add. With an outer pane of toughened safety glass and laminated inner panes firmly held together by a solid metal frame, VELUX has passed every test imaginable for Australian conditions. Watertightness, load pressure, cyclonic testing, bushfire...you name the test, VELUX passed it.

VELUX FCM skylights come with a 10-year warranty and you can look forward to energy savings from day 1. With special Low-E coating, argon gas and warm edge technology VELUX FCM skylights have achieved the maximum 5-star energy rating.

Upgrading to First Glass is common sense, really.

VELUX®




The right performance...




80% HEAT BLOCK

Advanced glazing technology blocks 80% of the radiant heat but still lets more light in than a plastic dome skylight. It won't deteriorate over time, either.



99% UV BLOCK

VELUX FCM skylights block 99% of the UV rays. No risk of fading or other damaging effects of UV rays.




32DB NOISE REDUCTION

VELUX FCM skylights reduce noise by as much as 32dB. In practical terms curbing the noise from a lawn mower to the level of normal conversation.




5-STAR ENERGY RATING

VELUX FCM skylights have achieved the maximum 5 stars on the WERS summer rating for their ability to keep the heat outside.




WATERTIGHTNESS TESTED

VELUX FCM skylights have passed the same watertightness test as roof tiles.



CYCLONE TESTED

VELUX FCM skylights are wind pressure tested in accordance with AS4285. They are suitable even for cyclonic regions in the far northern parts of Australia.



LOAD TESTED

120kg of concentrated load on the two weakest points proved no match for the VELUX FCM skylights. They surpass AS4285 and AS1288.



BUSHFIRE TESTED

VELUX FCM skylights surpass the tough Australian Bushfire Attack Level 40 requirements. In the test the skylights are exposed to a 930°C heat source.

Testing carried out by independent, NATA approved laboratories.
The bushfire test is applicable to roof pitch 0°-60° and requires a custom-made flashing.

VELUX®

The right fit...



STEP 1

00:00

It only takes about 7 minutes to replace a plastic dome skylight with a VELUX FCM skylight. First you remove the plastic dome skylight...

STEP 2

00:48

You place a custom-made adaptor on top of the existing flashing and fasten into place with screws. The custom-made adaptor can be built on or off-site.

STEP 3

02:17

You unpack the VELUX FCM skylight.

STEP 4

03:09

You place the VELUX FCM skylight on top of the custom-made adaptor and fasten the screws.

STEP 5

06:39

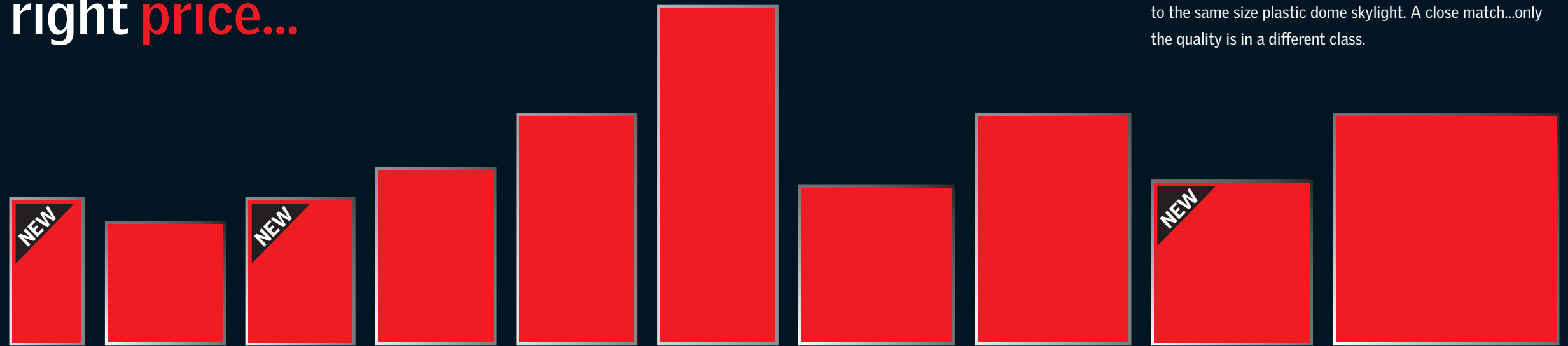
You pack your tools and tidy up.

The trial installation was performed by an independent VELUX installer in Melbourne on 24th January 2011, into a tiled roof at approx 15° pitch. Please contact VELUX for a copy of the video showing the actual installation.



The right price...

With the three new sizes you now have 10 VELUX FCM skylights to choose from. Check out the prices and compare to the same size plastic dome skylight. A close match...only the quality is in a different class.



Overall throat dimension (RRP)	460 x 870	665 x 665	665 x 870	665 x 970	665 x 1275	665 x 1885	870 x 870	870 x 1275	970 x 970	1275 x 1275
	\$263	\$286	\$310	\$330	\$373	\$673	\$361	\$460	\$410	\$509
	FCM 1430	FCM 2222	FCM 2230	FCM 2234	FCM 2246	FCM 2270	FCM 3030	FCM 3046	FCM 3434	FCM 4646

All sizes in mm. Width x height. All prices quoted are Recommended Retail Prices (RRP) only. All prices are supply only and include GST.

upgrade to *FirstGlass*



The launch of three new VELUX FCM sizes is big news for Australian home owners with plastic dome skylights. Now they can replace their plastic domes with a better looking, better performing and longer lasting skylight... at a similar price.

It's time to upgrade to First Glass.

VELUX®

VELUX Australia Pty Ltd

78 Henderson Road, Alexandria NSW 2015

Telephone: 1300 859 856

Fax: (02) 9550 3289

Email: customer.service@VELUX.com.au

Website: www.VELUX.com.au