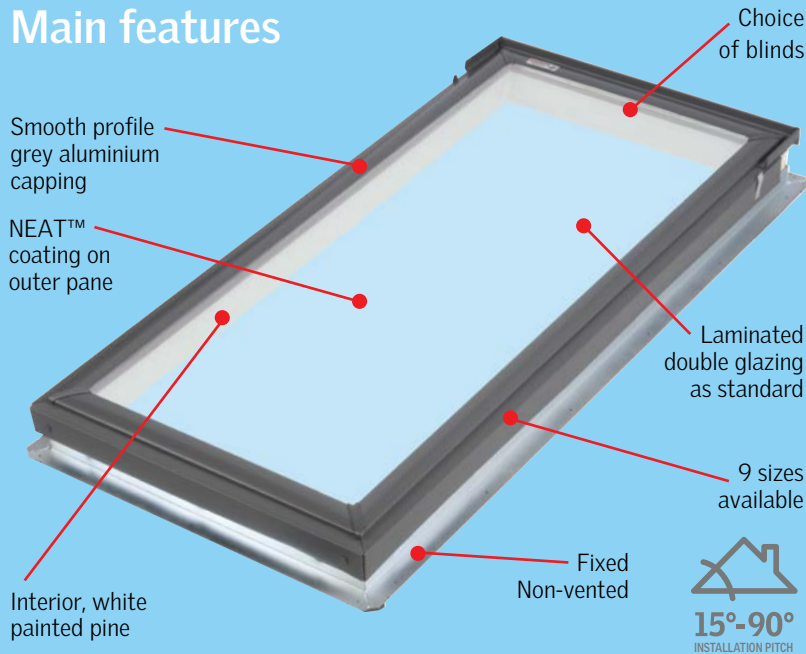


# FS Fixed Skylight Pitched roof

## Main features

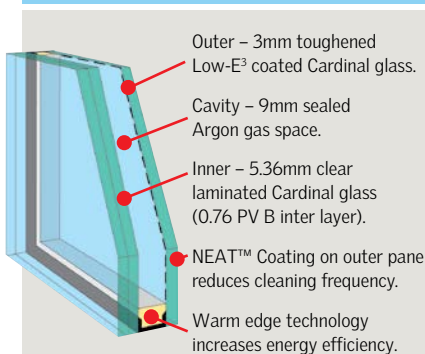


## Construction

Quality frame made from Ponderosa pine. Factory treated with a wood preservative and further treated with 2 coats of white enamel paint for clean interior finish. Aluminium external capping finished in a smooth grey colour, similar to 'COLORSTEEL® Grey Friars'.

The FS Skylight provides a cost-effective solution for creating light-filled rooms where adequate ventilation already exists. Energy efficient double glazing and the use of blinds ensures heat transference is minimised.

## High Performance Double Glazing



### Benefits:

- Radiant heat block: Complete window Glass only **approx 75%**
- UV Harmful rays block **approx 70%**
- WERS rating **5 stars**
- Low-E³ coating. ✓
- Reduced cleaning frequency. ✓

### New Zealand Standard 4223.4

Laminated glass (standard) must be used for skylights installed 5m or more above floor level.

## NEAT™ Photocatalytic Coating

- Silicone Dioxide/Titanium Dioxide coating reacts with the sun's UV rays to decompose surface organic dirt before rinsing away with the next shower of rain, thereby reducing cleaning frequency.
- The coating also makes the glass surface smoother, so water disperses evenly, sheets off, and evaporates quickly; thereby minimising water spotting on the pane.



\* For roofs below 15° pitch, skylights need to be raised to at least 15° and custom flashed. (Not supplied by VELUX). Refer to website or contact VELUX for technical advice and drawings.

## FS technical performance

CodeMark® is a voluntary scheme owned by the Ministry of Business, Innovation & Employment that provides an easily understood and robust way to show a building product, design or method meets the requirements of the New Zealand Building Code. CodeMark is unchallengeable and has legal status equivalent to that of an Acceptable Solution or Verification Method.

CodeMark  
CMNZ10008



BRANZ Appraised  
Appraisal No. 968

WORLD-CLASS  
QUALITY

## New Zealand Standards

All VELUX Skylights are tested and appraised to the appropriate New Zealand Standards.

NZS4223 NZS3604 NZS1170

## AS4285 SKYLIGHTS

(Exceeds Wind Pressure requirement for 'Extra High wind zones - 55m/s, 1.8kpa).

## Hailstone Test

VELUX Simulated Tests^ ASTM E822-2009.

^ ASTM E822-2009 standard practice for determining resistance of Solar Collector Covers to Hail impact with propelled ice balls.

## H1 Compliance

Listed thermal values (see reverse side) have been verified by BRANZ and can be used for all climate zones to show compliance with NZBC H1/AS1 using Alternative Solution VELUX Schedule Method (CodeMark), or the Calculation Method.

## Energy rating

FS Skylights have been energy rated in accordance with the Skylight Energy Rating Scheme (WERS).

★★★★★ **Maximum 5 stars Summer Ratings**

4.5 out of 5 stars for Winter Rating.  
4.5 out of 5 stars for Cool Daylight in Summer.

## Technical Values

### R-value

Refer to reverse side

### Solar Heat Gain Co-efficient

Complete skylight 0.26

### Visible Light Transmittance

Complete skylight 0.61

### Luminous Efficacy (Ke = VT/SHGC)

Complete skylight 2.35


### Acoustic performance

Complete skylight 32dB#

#Based on STC value tested to AS1276.1.



LOAD TESTED  
(NZBC Clause B1)



DURABILITY  
(NZBC Clause B2)  
Exceeds requirements for Exposure Zone D (NZ3604).



WEATHERTIGHTNESS  
(NZBC Clause E2)



SAFETY GLAZING  
(NZBC Clause F2)



ENERGY EFFICIENCY  
(NZBC Clause H1)



VENTILATION  
(NZBC Clause G4)



NATURAL LIGHT  
(NZBC Clause G7)

NB: CodeMark certification and BRANZ appraisal scope does not cover installations over 60°.

# FS Fixed Skylight Pitched roof

## Choice of solar powered blinds

The thermal performance of FS Skylights can be enhanced with the inclusion of a blind. Different levels of light and heat control are available by using either Honeycomb or Blackout blinds. Tailor-made to fit perfectly to each size of skylight, they are easy to install and are supplied with white powder-coated aluminium side channels allowing blinds to be positioned at any point on the skylight.

No additional electrical control system required when adding blinds.  
(Blinds supplied with wireless wall mounted keypad).

### Honeycomb blinds (FSCD)



- Provides near total light reduction.
- Adds a decorative effect.
- Colour: White material and rails.
- Materials: Double layered pleats (polyester) form a 'honeycomb' structure. Inner structure of honeycomb has aluminium coating. White powder-coated aluminium side channels and top cover.
- Reduce heat by approx 60%.^
- Unique installation system allows easy installation.

### Blackout blinds (DSD)



- Provides near total light reduction.
- Colour: White rails and internal fabric, silver coating on external fabric face.
- Materials: Light-tight polyester with heat resistant coating. White powder-coated aluminium side channels and top cover.
- Reduce heat by approx 40%.^
- Unique installation system allows easy installation.

Blinds sold separately.

## Choice of flashing

### EDW flashing



EDW flashing is used for skylights installed into tiled roofs and profiled metal roofs (such as corrugated iron – not suitable for concealed clip roof profiles or membrane roofs).



### EDL flashing



EDL flashing is used for skylights installed into slate or shingle roofs – max 5mm thick. 'L' shaped sections are provided that act as soaker pieces on either side of the skylight.



### EKW combination flashing



Designed for installing multiple skylights side-by-side or above-below. Skylights must be spaced 100mm apart. EKW suitable for same roofs as EDW flashing.



### Custom flashing

Useful for situations where VELUX flashing isn't suitable. Such as when installing in a roof outside the installation pitch range (15-90°) or when colour matching to roof is preferable. Not supplied by VELUX. Refer to website or contact VELUX for technical advice and drawings.

## FS – Technical Data

Product/size code ▶	C01	C04	C08	M02	M04	M06	M08	S01	S06
External frame dimensions mm (wxh)	550x700	550x980	550x1400	780x780	780x980	780x1180	780x1400	1140x700	1140x1180
Internal glass size mm (wxh)	462x611	462x891	462x1311	692x691	692x891	692x1091	692x1311	1052x611	1052x1091
Daylight area (m <sup>2</sup> )	0.28	0.41	0.61	0.48	0.62	0.75	0.91	0.6	1.15
R-Value (BRANZ Verified Horizontal R-Value)*	0.356	0.372	0.385	0.385	0.398	0.406	0.413	0.397	0.430
Weight (kg) including flashing	15.1	19.1	25.5	21.5	25.0	29.3	33.5	26.9	39.7
Weight (kg) excluding flashing	11.7	15.5	21.6	17.5	20.9	25.0	29.0	22.0	34.5

Skylights can only be installed as per orientation depicted above.

^ Based on VELUX internal testing with 3076 model Roof Window.

\* Listed thermal values have been verified by BRANZ and can be used for all climate zones to show compliance with NZBC H1/AS1 using Alternative Solution VELUX Schedule Method (CodeMark), or the Calculation Method.