



VELUX®

Product Brochure

UK Price List (excludes VAT) 4th April 2016

www.velux.co.uk

Superior products for superior projects

For over 60 years, VELUX® has been the byword for design in roof windows. We never stop innovating.

Recent product developments, like our white painted range, give you the opportunity to specify exactly the right finish for the project in hand. In addition, state-of-the-art VELUX INTEGRA® continues to inspire outstanding interiors with a real wow-factor. Plus, in line with our commitment to continuous product improvement, we have now introduced laminated safety glazing as standard.

Our vast range of sizes, options and finishes give you the means to make the very best of every project. The expertise of our technical team ensures you have the support you need at every stage.

We have filled millions of homes with daylight and fresh air. Explore our full range and let us help you take your project to the next level...



Size guide overleaf 

Contents

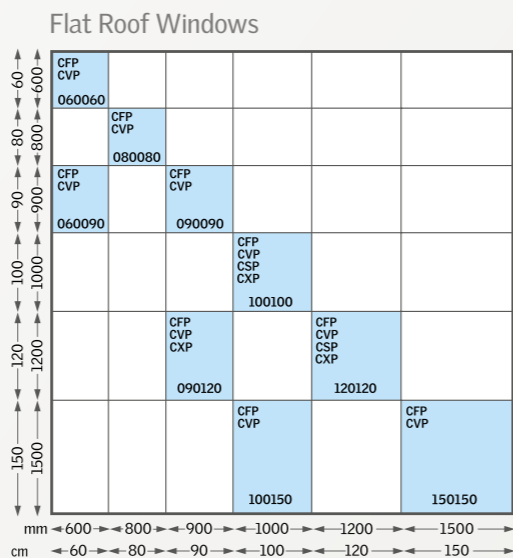
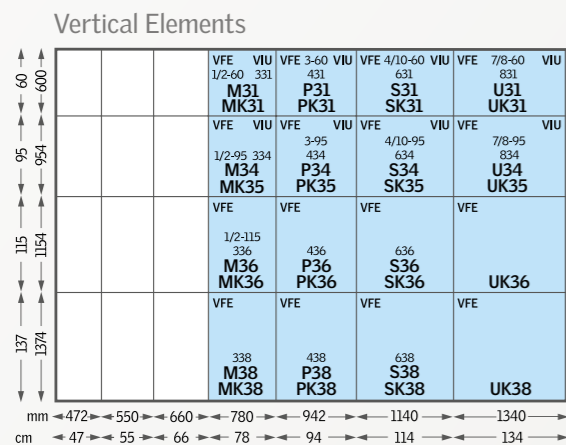
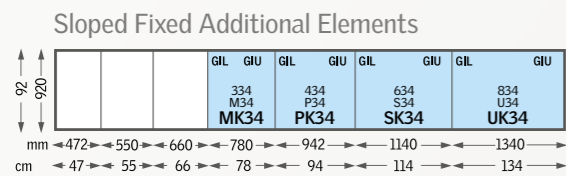
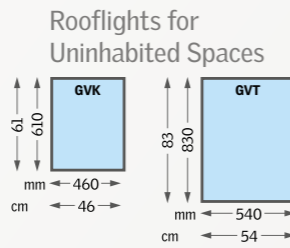
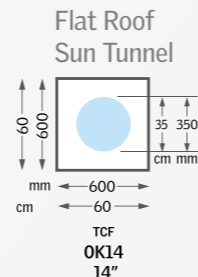
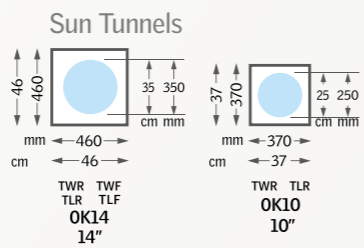
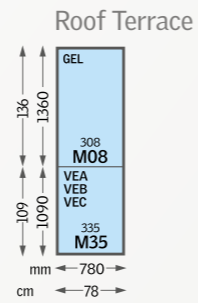
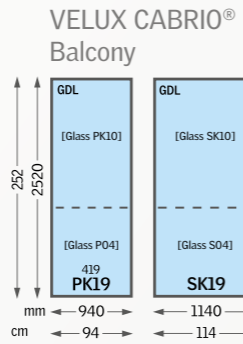
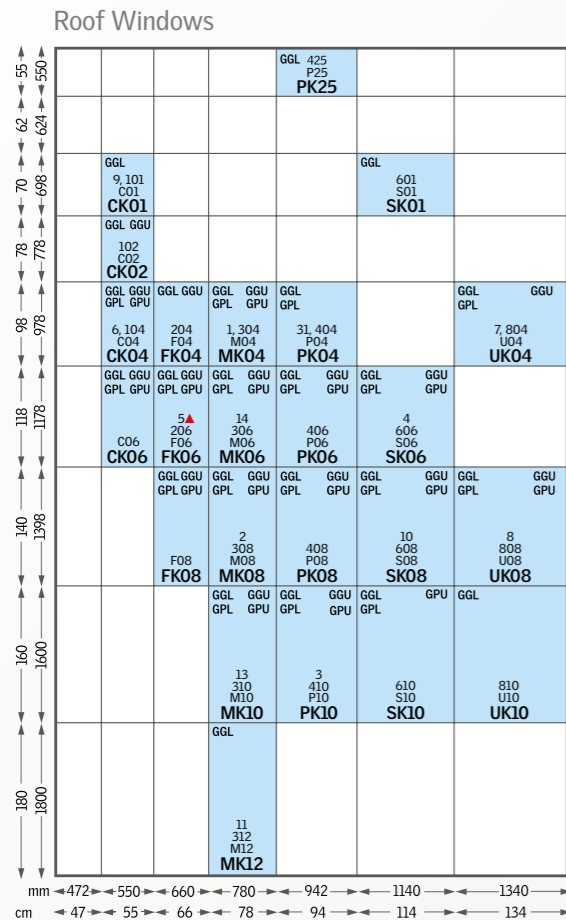
Your ideal solution	
NEW white painted roof windows	4-5
Our first class service	6-7
Key features and benefits	8-9
The right solution	10-11
Design inspiration	12-19
VELUX product range	
Centre-pivot roof windows	20-21
VELUX INTEGRA® roof windows	22-23
Top-hung roof windows	24-25
Conservation roof windows	26-27
VELUX CABRIO® balcony	28-29
Sloping combinations	
Sloping and vertical combinations	30
Sloping and fixed combinations	31
Velux flat roof windows	
Flat glass rooflights	32-33
Flat roof windows	34-35
VELUX sun tunnels	36-37
Smoke ventilation & rooflights	
Smoke ventilation system	38
Rooflights for uninhabited spaces	39
Replacing & upgrading	
Replacing existing roof windows	40-41
Upgrading existing roof windows	42-43
Installation products	44-45
Flashings	
Flashings	46
Recessed and standard flashings	47
Twin and combination flashings	48-49
Blinds & Accessories	
Blinds and shutters	50-57
Accessories	58



Extended product brochure available online. Visit brochures.velux.co.uk

Advice on product selection and installation instructions are also available on our website www.velux.co.uk





Note: All sizes for flat roof windows refer to structural opening sizes.

Using our size guide

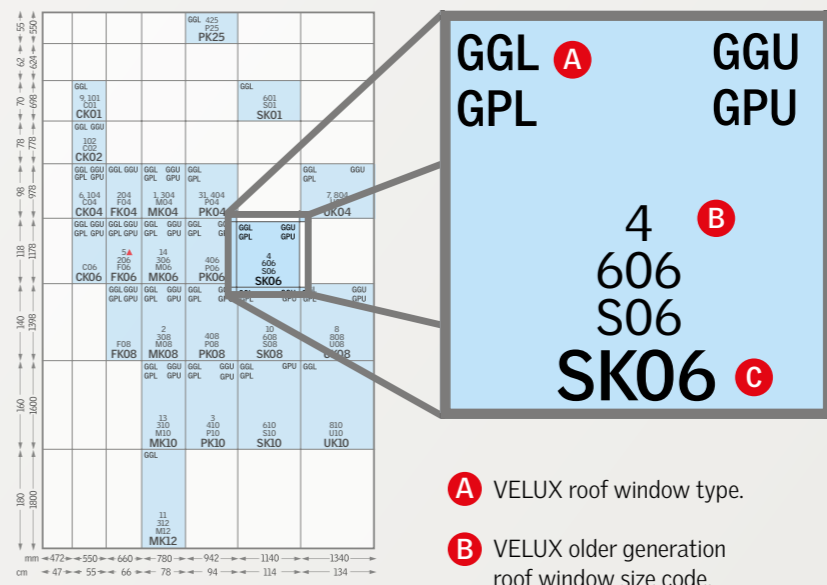
Note all sizes refer to the external frame size of the window and not the glazed area. Please refer to installation instructions for trimmed opening sizes.

For product sizes and specifications not listed in this brochure, please visit www.velux.co.uk or contact us on **01592 778 225**.

Looking to replace your existing VELUX roof window? Use these handy size charts to locate your current window code and the replacement code.

For example, if your current window code is GGL4, the replacement size code for this is SK06.

All measurements are in mm and cm as indicated.



Do more with **NEW** white painted roof windows



VELUX white-painted roof windows are our **NEW** standard range which match perfectly with modern home interiors and reflect more light into a room than darker surfaces. Perfect for new builds, home renovations and replacements.

More white. More light. More life.

Lighter, brighter modern living spaces are more popular than ever. Meaning the demand for our white painted roof windows is growing too. This is why our new standard roof window maintains the same high quality with a **NEW** white painted finish.

- **Laminated glass as standard for your safety.**
- Full range available and in stock.
- Excellent value for money.
- Same price as our classic pine roof window.
- Short delivery time.
- The same straightforward installation.



WHITE PAINTED FINISH

Best in class white painted finish

- Bright white finish with discreet wood grain matches perfectly with modern interiors.
- Painted before assembly for a flawless finish and outstanding durability.
- Anti-fungal treatment ensures longevity of wood finish.
- Lower maintenance than pine finish roof windows.

Perfect wood treatment

- Produced from high quality certified wood.
- Expert workmanship throughout.
- Continuous quality checks during production.
- Highly UV resistant water-based breathable paint to preserve a crisp bright look.

WHITE POLYURETHANE FINISH

- Wooden core encased in moisture-resistant white polyurethane; the first choice for humid rooms such as kitchens and bathrooms.
- Maintenance-free, which is ideal for out-of-reach areas.
- Specially heat treated timber core delivers improved insulation.



PINE FINISH

- Matches perfectly with traditional interiors.
- Protective triple coat clear lacquer helps to preserve the timber of the window.



FIRST CLASS SERVICE

Our team is part of your team

We do more than simply supply the best roof windows. Our quality service matches our market-leading products. That's why we believe in working in partnership with you to ensure the smoothest installations and the finest end results.



DON'T FORGET...

Our website offers a wide selection of user-friendly tools, manuals and videos to guide you through your project.
www.velux.co.uk



The UK's Number 1 in roof windows because...

- We're tried, tested and guaranteed.
- We use cutting edge manufacturing techniques to ensure quality and consistency.
- We have a zero defect philosophy embedded into our workforce, as well as stringent final inspections, ensuring products arrive with you in perfect condition.
- VELUX products are rigorously tested in Northern Europe's largest wind tunnel and are backed by a comprehensive guarantee.
- Our focus is to provide products you can depend on, year in year out.



We offer a 10-year guarantee on windows and flashings, with 25-year availability on spare parts. This gives you and your customers long-term peace of mind when you choose VELUX®.

Please visit velux.co.uk/registration to register your VELUX® roof window guarantee and receive information on future special offers.



Expert technical and aftersales service

Whenever you have any questions, you can always call on our expert support team for technical support and specification advice. They're here to give you in-depth assistance on planning, installation and aftercare.



Reliable logistics

A well-run project requires the supplies you need to be on-site when you need them. With a vast amount of our products available in two days, you can rely on us to deliver quickly and on time. Our logistics services also include advice and support on handling and storage.



Dedicated field support

With over 1,000 years combined experience, our team in the UK and Ireland strive to constantly improve the service you receive. As well as advice by phone, our nationwide service technicians and field sales teams are happy to offer hands-on support throughout the year.



The tools to build your project

We offer you the best products on the market – we also understand the importance of helping you choose the best solution for your project. Our first class marketing materials provide inspiration and give you opportunities to enhance and expand your project.

Enhance every project

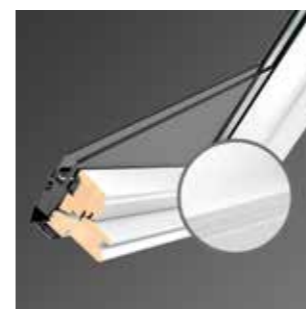
Most people know us for our classic centre-pivot roof windows. Today there is so much more to our product range.

By exploring the various options across all of our ranges, you can enhance every project and create the best outcome.

Our product features at a glance

Our highly engineered roof windows have the latest technology built-in. Our research and development teams are continuously refining products to improve performance.

The following features come as standard with all of our roof windows and are designed to make installation and operation easier, as well as ensuring our products look their best.



All roof windows (excluding rooflights for uninhabited spaces) have laminated safety glazing as standard. In case of breakage, this prevents glass falling into your home.



Our maintenance-free, high quality pivot hinges are designed with innovative technology, ensuring stability.



VELUX ThermoTechnology™ features innovative high performance materials in the roof window construction. This ensures you use less energy whilst keeping the warmth in your home.



For easy cleaning of the outside pane, the barrel bolt locks the roof window in a 180° position. Now both hands are free for you to clean the outer pane easily and safely.



The same bracket is used for both recessed and standard installations. A simple red and blue line system shows where the bracket should be installed. You can be confident of a straightforward installation every time.



The unique brushed aluminium ventilation flap makes it possible to let fresh air into your home even when the roof window is securely closed or when you are away or sleeping, without having to worry about security or bad weather.



Click-on covers make your installation easier, faster and safer, by reducing the number of screws required on-site.



Our pre-installed, patented mounting brackets come as standard on every VELUX roof window and fit any of our VELUX blinds, making installation straightforward.

Pick & Click!™

The right solutions, the best outcomes

Every VELUX product you specify will do a great job, but it's worth considering all of the available solutions for the space you are creating.

By choosing the right product you can make a big difference to the project and how the room functions.

Why not explore the options and make sure you're aware of all the possibilities...

CONSIDERING A LIVING SPACE?

➔ Go to pages 12-13 for inspiration



CONSIDERING A KITCHEN?

➔ Go to pages 14-15 for inspiration



CONSIDERING A BATHROOM?

➔ Go to pages 16-17 for inspiration



CONSIDERING A BEDROOM?

➔ Go to pages 18-19 for inspiration



Operation



Centre-pivot

Centre-pivot roof windows are operated via the top control bar, making it easy to open, even with furniture below the window.



Or upgrade to this for an extra **£88***

Top-hung

Top-hung roof windows will allow you to take advantage of uninterrupted views and an increased feeling of space when opened. The ideal choice whenever the roof window is within reach.



Or upgrade to this for an extra **£300***

VELUX INTEGRA®

Control of your roof window is at your fingertips. Thanks to the innovative control pad, steam and cooking odours in the kitchen can quickly escape through the open roof window. Ideal for out-of-reach situations.

Glazing



70 pane – Safety glazing

U-value 1.3 W/m²K

Laminated safety glazing as standard. In case of breakage this prevents glass falling into the room.



Or upgrade to this for an extra **£60***

60 pane – Noise reduction glazing

U-value 1.2 W/m²K

All the benefits of 70 pane, plus reduces traffic and other outside noise, including the sound of rain and hail. Easy-to-clean coating that repels dust and debris.



Or upgrade to this for an extra **£150***

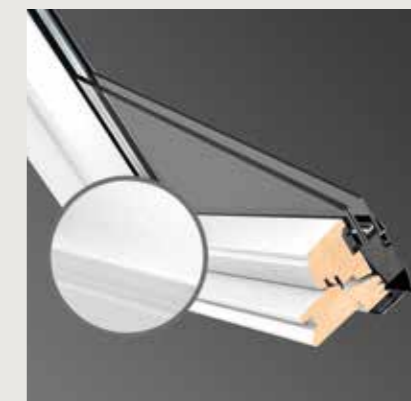
66 pane – Energy efficiency glazing

U-value 1.0 W/m²K

Triple glazed unit with all the benefits of our 60 pane (except rain noise reduction) plus enhanced energy efficiency and anti-dew coating.


For more glazing options visit pages 20-25.

Finishes



White painted

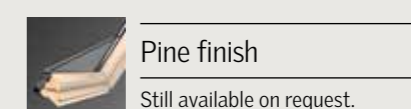
Bright white finish with discreet wood grain matches perfectly with modern interiors. Painted before assembly for a flawless finish and outstanding durability.



Or upgrade to this for an extra **£48***

White polyurethane

Wooden core encased in moisture-resistant white polyurethane; the first choice for humid rooms such as kitchens and bathrooms. Maintenance-free, which is ideal for out-of-reach situations.



Pine finish

Still available on request.

*per roof window.

Designed to inspire

Our products are designed to increase light and effective natural ventilation resulting in bright, fresh interiors.

When planning a project, sometimes the best solution is not the most obvious one. It's worth taking time to explore a building's true potential.

For example, adding extra roof windows side by side, or a combination of sloping and vertical roof windows can produce an increased feeling of space. The following case studies give some examples of where specific VELUX products work best...

Design inspiration overleaf ➔

Extension – Extra living space

LOUNGE EXTENSION

VELUX INTEGRA® roof windows helped transform this family room, turning it into a stunning, bright, welcoming living space. The roof windows are out-of-reach but, thanks to the unique VELUX INTEGRA® remote control pad, they can be opened at a moment's notice, letting in fresh air and sunlight.



VELUX INTEGRA® solar powered white painted roof windows (GGL PK08 207030)

VELUX RECOMMEND

VELUX INTEGRA®

Solar powered. Ideal for out-of-reach situations.

WHITE PAINTED

Matches perfectly with modern interiors.

70 PANE

Safety glazing, prevents glass falling into your home in case of breakage.



KEY BENEFITS

- Maximises the light in a pitched roof room.
- Fresh air can be controlled.
- Roof windows and blinds can be opened and closed easily using the same VELUX INTEGRA® control pad.

LIKE WHAT YOU SEE?

Find these products in this brochure:

VELUX INTEGRA®



HAVE YOU CONSIDERED?

White polyurethane. Maintenance-free which is ideal for out-of-reach situations.

UPGRADE FROM £48*

66 pane.

Enhanced energy efficiency glazing that offers excellent levels of thermal insulation.

UPGRADE FOR £150*

Control the amount of daylight and the temperature within a room by adding a VELUX blind or shutter:

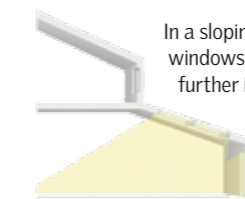
Electric roller blinds

UPGRADE FROM £184*

Electric awning blinds

UPGRADE FROM £264*

*per roof window.



In a sloping roof, VELUX roof windows allow light to flood further into your extension.




For further inspiration you can view more case studies at www.buildinginspiration.co.uk

Extension – A brighter way to get more out of a home

KITCHEN/DINING EXTENSION

With a pitched roof as a starting point for this kitchen/dining extension, a combination of VELUX INTEGRA® roof windows were used to transform this stunning space. The original part of this building would have lacked direct sunlight without roof windows because light from vertical patio doors has a limited reach. This is now a light, airy space that's ideal for cooking and entertaining.



VELUX INTEGRA® electrically operated white polyurethane roof windows (GGU PK08 007021U)

VELUX RECOMMEND

VELUX INTEGRA®

Electrically operated. Ideal for out-of-reach situations.

WHITE POLYURETHANE

Ideal for humid rooms and is maintenance-free.

70 PANE

Safety glazing, prevents glass falling into your home in case of breakage.



KEY BENEFITS

- Bring more light into a pitched roof extension.
- Create a stunning architectural feature.
- Open and close roof windows and blinds easily with the same VELUX INTEGRA® control pad.

LIKE WHAT YOU SEE?

Find these products in this brochure:

VELUX INTEGRA®



HAVE YOU CONSIDERED?

66 pane.

Enhanced energy efficiency glazing that is easy-to-clean and has an anti-dew coating.

UPGRADE FOR £150*

Control the amount of daylight and the temperature within a room by adding a VELUX blind or shutter:

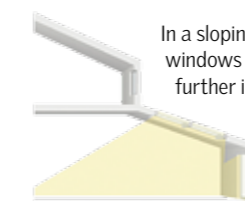
Electric roller blinds

UPGRADE FROM £184*

Electric awning blinds

UPGRADE FROM £264*

*per roof window.



In a sloping roof, VELUX roof windows allow light to flood further into your extension.



For further inspiration you can view more case studies at www.buildinginspiration.co.uk

Loft conversion – Utilising every square metre

BATHROOM

This beautiful en-suite was created by utilising an unused loft space. Clever use of two VELUX centre-pivot roof windows rather than just one adds a real wow factor. The additional obscure glazing ensures privacy while still letting in light.



VELUX centre-pivot manually operated white polyurethane roof windows (GGU MK08 0034)

VELUX RECOMMEND

CENTRE-PIVOT

Top control bar makes it easy to open.

WHITE POLYURETHANE

Moisture resistant polyurethane finish is ideal for humid rooms such as bathrooms.

34 PANE


Obscure glazing is ideal for privacy.



KEY BENEFITS

- Controllable ventilation.
- Maintenance-free finish.
- Privacy can be protected and maximum light maintained with optional privacy glass.

LIKE WHAT YOU SEE?

Find these products in this brochure:  Pages 20-21
White polyurethane roof windows →

HAVE YOU CONSIDERED?

VELUX INTEGRA® solar or electrically operated. Ideal for out-of-reach situations.


UPGRADE FOR £300*

Control the amount of daylight and the temperature within a room by adding a VELUX blind or shutter:

Venetian blind

UPGRADE FROM £76*

*per roof window.

 For further inspiration you can view more case studies at www.buildinginspiration.co.uk

Loft conversion – Creating more space

BEDROOM

A dark, dusty attic was brought to life by a clever conversion. VELUX top-hung roof windows offer more headroom when opened and enhance this room by opening outwards for uninterrupted views. Perfect for fresh air and a fresh new look.

VELUX RECOMMEND

TOP-HUNG

Opens outwards for an unobstructed view and feeling of extra space.

WHITE PAINTED

Matches perfectly with modern interiors.

60 PANE

Enhanced noise reduction for a good night's sleep.



KEY BENEFITS

- Makes the most of beautiful views.
- Bright and spacious interior.
- Reduces traffic and other outside noise ensuring peaceful nights.

LIKE WHAT YOU SEE?

Find these products in this brochure:

Top-hung roof windows →

Pages
24-25

HAVE YOU CONSIDERED?

White polyurethane. Maintenance-free and perfect for contemporary interiors and white ceilings.

UPGRADE FROM £48*

Control the amount of daylight and the temperature within a room by adding a VELUX blind or shutter:

Blackout blind

UPGRADE FROM £60*

*per roof window.



VELUX top-hung manually operated white painted roof windows (GPL PK10 2070)


VELUX centre-pivot roof windows



External frame size (nominal w x h) cm	55 x 78	55 x 98	55 x 118	78 x 98	66 x 118	78 x 118	78 x 140	134 x 98	94 x 140	114 x 118	94 x 160	134 x 140
Code	CK02	CK04	CK06	MK04	FK06	MK06	MK08	UK04	PK08	SK06	PK10	UK08
White painted												
GGL 2070 U-value 1.3 W/m²K	Laminated inner, toughened outer pane.	£220	£232	£242	£252	£270	£284	£316	£362	£368	£378	£442
GGL 2060 U-value 1.2 W/m²K	Laminated inner, toughened outer pane. Easy-to-clean coating, enhanced noise reduction.	£280	£292	£302	£312	£330	£344	£376	£422	£428	£438	£502
GGL 2066 U-value 1.0 W/m²K	Triple glazed. Laminated inner, toughened outer pane. Anti-dew and easy-to-clean coating.	£370	£382	£392	£402	£420	£434	£466	£512	£518	£528	£592
GGL 2062 U-value 0.83 W/m²K	Triple glazed. Laminated inner, toughened outer with anti-dew coating. Further enhanced noise reduction.	£470	£482	£492	£502	£520	£534	£566	-	£618	£628	£638
GGL 2070Q U-value 1.3 W/m²K	Laminated inner, toughened outer pane. Enhanced security.	£368	£380	-	£400	£418	£432	£464	£510	£516	£526	£590
White polyurethane												
GGU 0070 U-value 1.3 W/m²K	Laminated inner, toughened outer pane.	£268	£282	£296	£308	£328	£348	£384	£442	£448	£462	£538
GGU 0060 U-value 1.2 W/m²K	Laminated inner, toughened outer pane. Easy-to-clean coating, enhanced noise reduction.	£328	£342	£356	£368	£388	£408	£444	£502	£508	£522	£598
GGU 0066 U-value 1.0 W/m²K	Triple glazed. Laminated inner, toughened outer pane. Anti-dew and easy-to-clean coating.	£418	£432	£446	£458	£478	£498	£534	£592	£598	£612	£688
GGU 0062 U-value 0.81 W/m²K	Triple glazed. Laminated inner, toughened outer with anti-dew coating. Further enhanced noise reduction.	£518	£532	£546	£558	£578	£598	£634	-	£698	£712	£724
GGU 0034 U-value 1.2 W/m²K	Obscure laminated inner, toughened outer pane.	£308	£322	£336	£348	£368	£388	£424	£482	£488	£502	£578
GGU 0070Q U-value 1.3 W/m²K	Laminated inner, toughened outer pane. Enhanced security.	£416	£430	-	£456	£476	£496	£532	£590	£596	£610	£686
Pine												
GGL 3070 U-value 1.3 W/m²K	Laminated inner, toughened outer pane.	£220	£232	£242	£252	£270	£284	£316	£362	£368	£378	£442

▶ All roof windows have a delivery time of 2 days except '66' and '62' pane windows which are 7 days and '70Q' pane windows which are 11 days (white painted) and 16 days (white polyurethane).
▶ Delivery time is in working days from receipt of orders placed before 4pm.

Roof pitch



Suitable for roof pitches between 15° and 90°.

See our product features at a glance on pages 8-9

Finishes

WHITE PAINTED FINISH

- Bright white finish with discreet wood grain matches perfectly with modern interiors.
- Painted before assembly for a flawless finish and outstanding durability.
- Anti-fungal treatment ensures longevity of wood finish.
- Lower maintenance than pine finish roof windows.

WHITE POLYURETHANE FINISH

- Wooden core encased in moisture-resistant white polyurethane; the first choice for humid rooms such as kitchens and bathrooms.
- Maintenance-free, which is ideal for out-of-reach areas.
- Specially heat treated timber core delivers improved insulation.

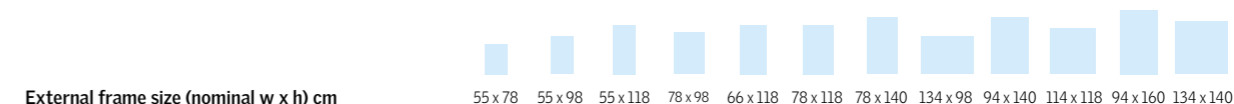
PINE FINISH

- Still available on request.



VELUX centre-pivot roof windows
The classic choice

VELUX INTEGRA® solar and electric centre-pivot roof windows



Code	Glazing	CK02	CK04	CK06	MK04	FK06	MK06	MK08	UK04	PK08	SK06	PK10	UK08
VELUX INTEGRA® electric													
White painted													
GGL 207021U U-value 1.3 W/m²K	Laminated inner, toughened outer pane.	£520	£532	£542	£552	£570	£584	£616	£662	£668	£678	£688	£742
GGL 206021U U-value 1.2 W/m²K	Laminated inner, toughened outer pane. Easy-to-clean coating, enhanced noise reduction.	£580	£592	£602	£612	£630	£644	£676	£722	£728	£738	£748	£802
GGL 206621U U-value 1.0 W/m²K	Triple glazed. Laminated inner, toughened outer pane. Anti-dew and easy-to-clean coating.	£670	£682	£692	£702	£720	£734	£766	£812	£818	£828	£838	£892
White polyurethane													
GGU 007021U U-value 1.3 W/m²K	Laminated inner, toughened outer pane.	£568	£582	£596	£608	£628	£648	£684	£742	£748	£762	£774	£838
GGU 006021U U-value 1.2 W/m²K	Laminated inner, toughened outer pane. Easy-to-clean coating, enhanced noise reduction.	£628	£642	£656	£668	£688	£708	£744	£802	£808	£822	£834	£898
GGU 006621U U-value 1.0 W/m²K	Triple glazed. Laminated inner, toughened outer pane. Anti-dew and easy-to-clean coating.	£718	£732	£746	£758	£778	£798	£834	£892	£898	£912	£924	£988
Pine													
GGL 307021U U-value 1.3 W/m²K	Laminated inner, toughened outer pane.	£520	£532	£542	£552	£570	£584	£616	£662	£668	£678	£688	£742

VELUX INTEGRA® solar powered													
White painted													
GGL 207030 U-value 1.3 W/m²K	Laminated inner, toughened outer pane.	£554	£566	£576	£586	£604	£618	£650	£696	£702	£712	£722	£776
GGL 206030 U-value 1.2 W/m²K	Laminated inner, toughened outer pane. Easy-to-clean coating, enhanced noise reduction.	£614	£626	£636	£646	£664	£678	£710	£756	£762	£772	£782	£836
GGL 206630 U-value 1.0 W/m²K	Triple glazed. Laminated inner, toughened outer pane. Anti-dew and easy-to-clean coating.	£704	£716	£726	£736	£754	£768	£800	£846	£852	£862	£872	£926
White polyurethane													
GGU 007030 U-value 1.3 W/m²K	Laminated inner, toughened outer pane.	£602	£616	£630	£642	£662	£682	£718	£776	£782	£796	£808	£872
GGU 006030 U-value 1.2 W/m²K	Laminated inner, toughened outer pane. Easy-to-clean coating, enhanced noise reduction.	£662	£676	£690	£702	£722	£742	£778	£836	£842	£856	£868	£932
GGU 006630 U-value 1.0 W/m²K	Triple glazed. Laminated inner, toughened outer pane. Anti-dew and easy-to-clean coating.	£752	£766	£780	£792	£812	£832	£868	£926	£932	£946	£958	£1,022

▶ All roof windows have a delivery time of 2 days except '66' pane windows and GGL 206030 which are 11 days.
▶ Delivery time is in working days from receipt of orders placed before 4pm.

VELUX INTEGRA® solar and electric
centre-pivot roof windows

The ideal solution for out-of-reach situations

Roof pitch



Suitable for roof pitches between 15° and 90°.

Operation



ELECTRIC

- Control pad operation can be used within 20m of roof windows.
- Fully integrated motor which runs almost without a sound.

Features



SOLAR POWERED

- All the same features as VELUX INTEGRA® electric roof windows, but powered by the sun.
- PV solar cell on external window frame requires direct exposure to sunlight.



Rain sensors feature on all VELUX INTEGRA® roof windows, closing automatically in the event of rain.



The VELUX INTEGRA® control pad with touch screen and swipe function uses icons for easy and intuitive control. Included with every VELUX INTEGRA® roof window.



VELUX top-hung roof windows

The perfect choice for loft conversions

VELUX top-hung roof windows (open to 45°)

External frame size (nominal w x h) cm		55 x 98	55 x 118	78 x 98	66 x 118	78 x 118	78 x 140	134 x 98	94 x 140	114 x 118	94 x 160	134 x 140
Code	Glazing	CK04	CK06▲	MK04▲	FK06▲	MK06▲	MK08▲	UK04▲	PK08▲	SK06▲	PK10▲	UK08▲
White painted												
GPL 2070 U-value 1.3 W/m²K	Laminated inner, toughened outer pane.	£320	£334	£348	£372	£392	£434	£500	£508	£522	£536	£608
GPL 2060 U-value 1.2 W/m²K	Laminated inner, toughened outer pane. Easy-to-clean coating, enhanced noise reduction.	£380	£394	£408	£432	£452	£494	£560	£568	£582	£596	£668
GPL 2066 U-value 1.0 W/m²K	Triple glazed. Laminated inner, toughened outer pane. Anti-dew and easy-to-clean coating.	£470	£484	£498	£522	£542	£584	£650	£658	£672	£686	£758
White polyurethane												
GPU 0070 U-value 1.3 W/m²K	Laminated inner, toughened outer pane.	£370	£388	£404	£432	£456	£504	-	£588	£604	£620	£706
GPU 0060 U-value 1.2 W/m²K	Laminated inner, toughened outer pane. Easy-to-clean coating, enhanced noise reduction.	£430	£448	£464	£492	£516	£564	-	£648	£664	£680	£766
GPU 0066 U-value 1.0 W/m²K	Triple glazed. Laminated inner, toughened outer pane. Anti-dew and easy-to-clean coating.	£520	£538	£554	£582	£606	£654	-	£738	£754	£770	£856
GPU 0062 U-value 0.85 W/m²K	Triple glazed. Laminated inner, toughened outer pane with anti-dew coating. Further enhanced noise reduction.	£620	£638	£654	£682	£706	£754	-	£838	£854	£870	-
GPU 0034 U-value 1.2 W/m²K	Obscure laminated inner, toughened outer pane.	£410	£428	£444	£472	£496	£544	-	£628	£644	£660	£746
Pine												
GPL 3070 U-value 1.3 W/m²K	Laminated inner, toughened outer pane.	£320	£334	£348	£372	£392	£434	£500	£508	£522	£536	£608

▲ Sizes suitable for emergency escape requirements.

▶ All roof windows have a delivery time of 2 days except GPU 0066 and GPU 0062 which are 7 days and GPL 2066 windows which are 11 days.

▶ Delivery time is in working days from receipt of orders placed before 4pm.

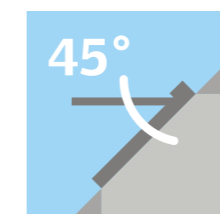
Roof pitch



Suitable for roof pitches between 15° and 55°. Also suitable for roof pitches between 55° and 75° with special springs – please specify when ordering.

See our product features at a glance on pages 8-9

Opening Options



45° OPENINGS

• GPL and GPU roof windows open to any position up to 45°.



EMERGENCY ESCAPE

• Due to the unrestricted opening area, a larger selection of roof windows are suitable for fire escape purposes.

Finishes


WHITE PAINTED FINISH

- Bright white finish with discreet wood grain matches perfectly with modern interiors.
- Painted before assembly for a flawless finish and outstanding durability.
- Anti-fungal treatment ensures longevity of wood finish.
- Lower maintenance than pine finish roof windows.




WHITE POLYURETHANE FINISH

- Wooden core encased in moisture-resistant white polyurethane; the first choice for humid rooms such as kitchens and bathrooms.
- Maintenance-free, which is ideal for out-of-reach areas.
- Specially heat treated timber core delivers improved insulation.



PINE FINISH

- Still available on request.



VELUX conservation roof windows

For traditional buildings



Conservation packages include:

- Roof windows.
- Safety glazing.
- Recessed or standard flashings.
- Insulation collar and underfelt collar.

When planning dictates that a window of traditional external appearance is required, conservation roof windows should be considered. All of our conservation roof windows have the same superior technical features of a VELUX roof window but in a traditional black conservation style.

- Available in either centre-pivot or top-hung.
- Black external profiles and glazing bar. RAL colour 9005.
- Recessed installation for slate and tiled roofs.
- Top-hung roof windows listed below are suitable for emergency escape.
- Other sizes and glazing options available – contact us for further information.

Conservation roof windows

(Other sizes of conservation roof windows are available subject to lead times.)

External frame size (nominal w x h) cm

Code	Description	CK04	CK06	FK06	MK06	MK08	UK04
Centre-pivot white painted							
GGL SD5N2 U-value 1.3 W/m²K	GGL 2570 roof window + EDN recessed flashing for slate up to 8mm thick (min 20° roof pitch)	£426	£443	£483	£544	£587	£709
GGL SD5P2 U-value 1.3 W/m²K	GGL 2570 roof window + EDP flashing for plain tiles up to 14mm thick (min 25° roof pitch)	£393	£409	£446	£505	£545	£661
GGL SD5W2 U-value 1.3 W/m²K	GGL 2570 roof window + EDW flashing for tiles up to 120mm in profile (min 15° roof pitch)	£393	£409	£446	£505	£545	£661
GGL SD5J2 U-value 1.3 W/m²K	GGL 2570 roof window + EDJ recessed flashing for tiles up to 90mm in profile (min 20° roof pitch)	£426	£443	£483	£544	£587	£709
Top-hung white painted. For roof pitches of 55°-75°, please specify special springs when ordering.							
GPL SD5N2 U-value 1.3 W/m²K	GPL 2570 roof window + EDN recessed flashing for slate up to 8mm thick (min 20° roof pitch)	-	-	-	-	£705	-
GPL SD5P2 U-value 1.3 W/m²K	GPL 2570 roof window + EDP flashing for plain tiles up to 14mm thick (min 25° roof pitch)	-	-	-	-	£663	-
GPL SD5W2 U-value 1.3 W/m²K	GPL 2570 roof window + EDW flashing for tiles up to 120mm in profile (min 15° roof pitch)	-	-	-	-	£663	-
GPL SD5J2 U-value 1.3 W/m²K	GPL 2570 roof window + EDJ recessed flashing for tiles up to 90mm in profile (min 20° roof pitch)	-	-	-	-	£705	-

- ▶ All roof windows have a delivery time of 2 days.
- ▶ Delivery time is in working days from receipt of orders placed before 4pm.

Optional glazing bars for standard VELUX roof windows



The requirements from conservation officers throughout the country differ and the black finish featured within our conservation roof window packages may not be required in your area.

Consult your local conservation officer and find out if you can create a traditional appearance by adding a glazing bar to a standard VELUX roof window with grey exterior. This will allow you to take advantage of roof window styles and sizes available.

Grey glazing bars are also available for standard VELUX roof windows

Recessed flashing



As well as the addition of a glazing bar, your local conservation officer may request that your roof window be installed deeper into the roof than can be achieved with a standard installation. To do this you should select a recessed flashing kit, which will provide a sleek, streamlined finish as less of the roof window protrudes above the roofline. Recessed flashings are also available with insulation and underfelt collars and are recommended for optimum energy efficiency.

Our full range of recessed flashings are available as part of our conservation roof window packages and help you comply with local conservation requirements.

To create your grey conservation package:

- Select your preferred VELUX roof window. This includes white painted, white polyurethane, pine and all operating methods (pages 20-25).
- Choose a flashing kit suitable for your specific roof pitch and roofing material – a recessed flashing kit is recommended (pages 46-47).
- Use VELUX installation products for optimum energy efficiency (pages 44-45).
- Add one or more conservation glazing bars in the corresponding size to your window.

Grey glazing bar to match grey exterior (nearest RAL 7043) finish of standard VELUX roof windows.

We recommend the use of two glazing bars for our wider windows such as SK06, UK04 and UK08.

Optional glazing bars for standard windows	CK02	CK04	MK04	UK04	CK06	FK06	MK06	SK06	MK08	PK08	UK08	PK10
▶ 2 glazing bars for UK04, SK06 & UK08	ZGA WK02 0024 £20	ZGA WK04 0024 £22			ZGA WK06 0024 £24			ZGA WK08 0024 £26			ZGA WK10 0024 £28	

▶ Glazing bars are not available for -66 and -62 glazing variants.



VELUX CABRIO® balcony

Transforms from a roof window to a balcony in seconds

VELUX CABRIO® balcony



Roof pitch



The VELUX CABRIO® balcony transforms from a roof window into a balcony in seconds. This is a great way to add value and a real wow factor to a property.

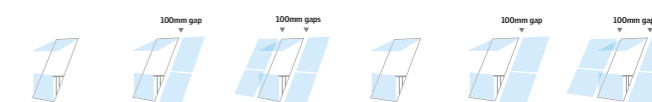
- The upper section is top-hung and opens outwards whilst the bottom section unfolds into a glazed balcony with side railings.
- Can be easily combined with additional top-hung and fixed sloping windows to increase the daylight and view.
- Made of high quality white painted natural pine.

- Double and triple units include EKY (100mm) support trimmers.
- Two sizes available providing you with more space to enjoy the outdoors, indoors.
- Featuring triple glazing as standard which ensures an energy efficient installation.
- All glazing has a toughened outer and a laminated inner pane for additional safety.

- Easy-to-clean coating on the toughened outer pane keeps the glazing cleaner for longer.
- Top-hung section rotates 180° and locks in to place for easy cleaning of the outer pane.
- Other combinations available – contact us for further information.
- VELUX blinds are available for this product see www.veluxblindsdirect.co.uk

VELUX CABRIO® balcony

External frame size (nominal w x h) cm



94 x 252 198 x 252 302 x 252 114 x 252 238 x 252 362 x 252

Code	Description	PK19	PK19	PK19	SK19	SK19	SK19
Packages include: Single VELUX CABRIO® balcony white painted roof window with optional one or two side units (GPL top-hung and GIL fixed element), triple glazing with toughened outer pane with easy-to-clean and anti-dew coating and laminated inner pane for additional safety, flashings and EKY support trimmer(s).							
GDL SD0L001	VELUX CABRIO® balcony + flashings for slate up to 8mm thick.	£1,940	-	-	£2,086	-	-
GDL SD0W001	VELUX CABRIO® balcony + flashings for tiles up to 120mm in profile.	£1,940	-	-	£2,086	-	-
GDL SK0L222	VELUX CABRIO® balcony + 1 x GPL & 1 x GIL. Flashings for slate up to 8mm thick.	-	£3,629	-	-	£3,923	-
GDL SK0W224	VELUX CABRIO® balcony + 1 x GPL & 1 x GIL. Flashings for tiles up to 120mm in profile.	-	£3,629	-	-	£3,923	-
GDL SK0L322	VELUX CABRIO® balcony + 2 x GPL & 2 x GIL. Flashings for slate up to 8mm thick.	-	-	£5,295	-	-	£5,732
GDL SK0W322	VELUX CABRIO® balcony + 2 x GPL & 2 x GIL. Flashings for tiles up to 120mm in profile.	-	-	£5,295	-	-	£5,732

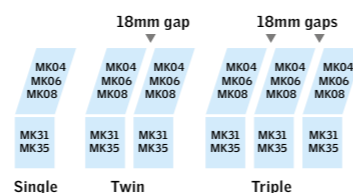
- ▶ All roof windows have a delivery time of 7 days.
- ▶ Delivery time is in working days from receipt of orders placed before 4pm.

Sloping and vertical combinations

Expand your view



Roof pitch



Combine vertical and sloping white painted or white polyurethane roof windows to expand your view and increase daylight. Ideal for one and a half storey properties.

Follow the steps to find the best solution for your room:

1. Decide on your combination – single, twin or triple.
2. Select your white painted and white polyurethane roof windows in size MK04, MK06 or MK08 (prices not included below). Choose from:
 - Centre-pivot – see pages 20-21.
 - VELUX INTEGRA® – see pages 22-23.
 - Top-hung – see pages 24-25.
3. Select your bottom vertical element(s) – size MK31 or MK35. The white painted vertical element is bottom-hung and opens inwards for added ventilation and cleaning. The white polyurethane element is fixed.
4. Select the appropriate flashing system for your roof window size, combination and roofing material.
 - If selecting twin or triple combinations, we recommend the use of an EBY trimmer for added support and a harmonious internal finish.

Other combinations can be created – contact us for further information.

Vertical elements

External frame size (nominal w x h) cm		78 x 60	78 x 95
Code	Glazing	MK31	MK35
White painted – bottom-hung opening inwards			
VFE 2060	Laminated inner, toughened outer pane. Easy-to-clean coating, enhanced noise reduction.	£486	£514
VFE 2066	Triple glazed. Laminated inner, toughened outer pane. Anti-dew and easy-to-clean coating.	£576	£604
White polyurethane – Fixed			
VIU 0060	Laminated inner, toughened outer pane. Easy-to-clean coating, enhanced noise reduction.	£522	£552
VIU 0066	Triple glazed. Laminated inner, toughened outer pane. Anti-dew and easy-to-clean coating.	£612	£642

Flashings

External frame size (nominal w x h) cm		78 x 98	78 x 118	78 x 140
Code	Description	MK04	MK06	MK08
EFL 0012	Single installation, for slate up to 8mm thick.	£111	£116	£124
EFW 0012	Single installation, for tiles up to 120mm in profile.	£111	£116	£124
EFL 0022B	Twin installation, for slate up to 8mm thick.	£221	£232	£248
EFW 0022B	Twin installation, for tiles up to 120mm in profile.	£221	£232	£248
EFL 0032B	Triple installation, for slate up to 8mm thick.	£332	£348	£372
EFW 0032B	Triple installation, for tiles up to 120mm in profile.	£332	£348	£372

Internal trimmer – white

Code	Description	
EBY W10 2100	18mm gap adjustable trimmer (x1 for Twin installation, x2 for Triple installation). White painted.	£386

- ▶ All roof windows, flashings and trimmers have a delivery time of 7 days except VFE 2060 windows, VFE 2066, and twin and triple flashings which are 16 days.
- ▶ Delivery time is in working days from receipt of orders placed before 4pm.

Sloping and fixed combinations

Create light-filled rooms



Roof pitch



Multiple VELUX roof windows create gorgeous, light-filled rooms and the amazing feeling of being outside. By combining VELUX roof windows you can add a great panoramic view and more natural light to give your home its own unique character. If the pitch of your roof continues to the floor, you can extend your VELUX roof window by installing an additional window element, GIU (maintenance-free white polyurethane) or GIL (white painted) below. **These windows have a fixed sash that cannot be opened.**

Follow the steps below to find the best solution for your room:

1. Decide on your combination.
2. Select your opening roof window(s) in sizes MK04, MK06, MK08, PK08 and PK10. Choose from:
 - Centre-pivot – see pages 20-21.
 - VELUX INTEGRA® – see pages 22-23.
 - Top-hung – see pages 24-25.
3. Select your bottom fixed element(s) – sizes MK34 or PK34.
4. Select the appropriate flashing system for your roof window size and roofing material.

Other combinations can be created – contact us for further information.

- ▶ All roof windows have a delivery time of 7 days.
- ▶ Delivery time is in working days from receipt of orders placed before 4pm.

Sloped additional elements

External frame size (nominal w x h) cm		78 x 92	94 x 92
Code	Glazing	MK34	PK34
White painted – Fixed			
For a white painted combination additional window elements GIL can be installed below VELUX roof windows GGL and GPL.			
GIL 2060	Laminated inner, toughened outer pane. Easy-to-clean coating, enhanced noise reduction.	£408	£468
GIL 2066	Triple glazed. Laminated inner, toughened outer pane. Anti-dew and easy-to-clean coating.	£498	£558
White polyurethane – Fixed			
For a maintenance-free white polyurethane finish additional window elements GIU can be installed below VELUX roof windows GGU and GPU.			
GIU 0060	Laminated inner, toughened outer pane. Easy-to-clean coating, enhanced noise reduction.	£458	£528
GIU 0066	Triple glazed. Laminated inner, toughened outer pane. Anti-dew and easy-to-clean coating.	£548	£618

Flashings – single

External frame size (nominal w x h) cm		78 x 190	78 x 210	78 x 232	94 x 232	94 x 252
Code	Description	MK04	MK06	MK08	PK08	PK10
EDL S0121	Single installation for slate up to 8mm thick.	£95	£98	£102	£109	£112
EDW S0121	Single installation for tiles up to 120mm in profile.	£95	£98	£102	£109	£112

VELUX flat glass rooflights

Elegant on the outside, hard-working on the inside



Fixed rooflight

A fixed flat glass rooflight can transform any space and is ideal where there is a need for bringing in a great deal of natural daylight without adding extra ventilation. The double glazed unit has a laminated inner pane for additional safety.

VELUX flat glass rooflights – the latest and most stylish addition to our flat roof window range – feature an attractive eye-catching glass pane, making it an alternative to the classic domed VELUX flat roof window.

Convenience and high performance

As well as an innovative design, the new flat glass rooflight features all of the outstanding specifications you'd expect from a VELUX flat roof window.


- It requires minimum maintenance as it is made of quality materials, comprising of a maintenance-free PVC framework and lacquered aluminium cladding.
- It is highly energy efficient. Our high-performance insulation is integrated into the frame to give the best possible protection against heat loss.
- Can be installed below 5° if an upstand is manufactured to raise the angle of rooflight to 5°.



Vented rooflight

The VELUX vented flat glass rooflight provides ventilation and fresh air through the roof, and it can be operated automatically with the VELUX INTEGRA® control pad.

Roof pitch



VELUX flat roof windows

Innovative solutions for bringing large amounts of daylight through a flat roof

Flat glass rooflight

External frame size including kerb (nominal w x h) cm
Structural openings (nominal w x h) cm

78 x 78 60 x 60	78 x 108 60 x 90	98 x 98 80 x 80	108 x 108 90 x 90	118 x 118 100 x 100	108 x 138 90 x 120	138 x 138 120 x 120	118 x 168 100 x 150
--------------------	---------------------	--------------------	----------------------	------------------------	-----------------------	------------------------	------------------------

Code	Description	060060	060090	080080	090090	100100	090120	120120	100150
Fixed									
CFP S00M	Fixed without ventilation. With stylish flat glass cover.	£505	£540	£570	£670	£740	£786	£912	£961
VELUX INTEGRA®									
CVP S06Q	VELUX INTEGRA® electric. With stylish flat glass cover.	£895	£930	£960	£1,060	£1,130	£1,176	£1,302	£1,351

VELUX flat roof windows

Transform and improve flat roof areas

- Double-glazed roof window with protective polycarbonate cover.
- Excellent sound insulation from rain and hail.
- Available fixed (without background ventilation) or VELUX INTEGRA® electrically operated with hidden motor, rain sensor and control pad or manually operated.
- Certified to European Security Standards EN 1627-30.
- Energy efficient with an interior area Uw-value of 1.4W/m²K (certified to EN 12567-2) and an external surface area Ud-value of 0.72W/m²K.
- Clear or obscure polycarbonate cover.
- Available in 9 sizes with kerb height of 150mm.
- AA fire rated.
- 150mm extension kerb allows installation in warm or sedum roof constructions.
- CVP (manual) is available in the online brochure.



Roof pitch



FLAT ROOF BLINDS

Find these products in this brochure:
FMG and FSK p55 & MSG p57



Flat roof window

External frame size including kerb (nominal w x h) cm
Structural openings (nominal w x h) cm

	78 x 78 60 x 60	78 x 108 60 x 90	98 x 98 80 x 80	108 x 108 90 x 90	118 x 118 100 x 100	108 x 138 90 x 120	138 x 138 120 x 120	118 x 168 100 x 150	168 x 168 150 x 150
--	--------------------	---------------------	--------------------	----------------------	------------------------	-----------------------	------------------------	------------------------	------------------------

Code	Description	060060	060090	080080	090090	100100	090120	120120	100150	150150
Fixed										
CFP S00G	Fixed without ventilation, clear polycarbonate cover.	£436	£467	£492	£567	£615	£650	£749	£786	£988
CFP S00H	Fixed without ventilation, obscure polycarbonate cover.	£436	£467	£492	£567	£615	£650	£749	£786	£988
VELUX INTEGRA®										
CVP S06G	VELUX INTEGRA® electric, clear polycarbonate cover.	£826	£857	£882	£957	£1,005	£1,040	£1,139	£1,176	£1,378
CVP S06H	VELUX INTEGRA® electric, obscure polycarbonate cover.	£826	£857	£882	£957	£1,005	£1,040	£1,139	£1,176	£1,378
Accessories										
ZCE 0015	Extension kerb 150mm. Also compatible with CXP.	£140	£147	£151	£165	£179	£182	£202	£204	£237
ZZZ 210	Frame fixing kit for roof material. Also compatible with CXP.	£32	£34	£35	£38	£41	£42	£46	£47	£54

- ▶ All roof windows have a delivery time of 2 days.
- ▶ Delivery time is in working days from receipt of orders placed before 4pm.

VELUX flat roof windows

Emergency escape



Roof pitch



- Manually operated flat roof exit solution.
- Double-glazed roof window with polycarbonate cover.
- Opening angle of approximately 60°.
- Available in three sizes – 100100, 090120 and 120120.
- Clear or obscure polycarbonate cover.
- Excellent insulating value and sound reduction.
- Note: this product is not compatible with VELUX flat roof blinds FMG,FSK and MSG.

Flat roof window

External frame size including kerb (nominal w x h) cm
Structural openings (nominal w x h) cm

Code	Description	100100	090120	120120
CXP S04G	Manually operated. Clear polycarbonate cover.	£1,004	£1,055	£1,200
CXP S04H	Manually operated. Obscure polycarbonate cover.	£1,004	£1,055	£1,200



Flat roof kerb

All the benefits of a VELUX roof window in a flat roof.

- Insulated timber kerb to allow the installation of a standard VELUX roof window into a flat roof.
- Select the insulated timber kerb to match the size of your roof window.
- Allows you the flexibility to select the most appropriate type of roof window for your application such as white polyurethane finish or VELUX INTEGRA®.
- Roofing material is dressed up the sides of the kerb, then overlapped with the aluminium cover parts.
- **Roof window not included.**



Flat roof kerb

External window frame size (nominal w x h) cm
Structural openings (nominal w x h) cm

Code	Description	CK02	CK04	MK04	MK06	MK08	SK06	UK08
ECX 0000T	Insulated timber kerb only.	£311	£318	£357	£375	£400	£443	£507

- ▶ All roof windows and flat roof kerbs have a delivery time of 7 days.
- ▶ Delivery time is in working days from receipt of orders placed before 4pm.

VELUX sun tunnels

Natural daylight solutions

Natural daylight where you never thought it could be achieved. Ideal for windowless bathrooms, hallways and cupboards. Our sun tunnels feature a number of innovative features that improve performance and make installation even simpler than before.

- Easy to install with integral flashing.
- Double layer diffuser with new Edge-Glow technology increases the spread of light.
- Can be used for night time lighting with an optional low energy light kit.
- Ventilation outlet allows connection of an extractor fan and duct (supplied by others) available for TWR OK14 and TWF OK14 sun tunnels. Contact us for further information.

Choosing your sun tunnel

- We recommend rigid sun tunnels for maximum light.
- Recommended tunnel length for a rigid sun tunnel is 0.9-6.0m.
- 1.7m supplied as standard. Additional length can be made up with ZTR extension kits.
- Recommended tunnel length for flexible sun tunnel 0.4m-1.5m (pitched roof) and 0.2-0.9m (flat roof) in cases where an obstacle may prevent the use of a rigid tunnel.

Pitched roof sun tunnels

- Rigid (10" or 14") or flexible (14") tunnels.
- Exterior flat glass window appearance.
- Easy-to-clean coating keeps glass cleaner for longer.

Flat roof sun tunnels


- Available in 14" flexible tunnels.
- White PVC kerb with clear polycarbonate dome.



Roof pitch



Pitched roof sun tunnel

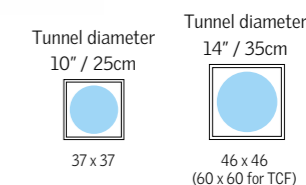


A discreet external finish which matches our other roof window products and installs flush with roofing material.



Flat roof sun tunnel

A sun tunnel lets natural light into the smallest, darkest internal corridors and cupboards.



Sun tunnels

External frame size (nominal w x h) cm

Code	Description	10"	14"
Rigid sun tunnels			
TWR OK10 2010	10" diameter rigid tunnel for tiles up to 120mm in profile.	£265	-
TLR OK10 2010	10" diameter rigid tunnel for slate up to 8mm thick.	£265	-
TWR OK14 2010	14" diameter rigid tunnel for tiles up to 120mm in profile.	-	£305
TLR OK14 2010	14" diameter rigid tunnel for slate up to 8mm thick.	-	£305
Flexible sun tunnels			
TWF OK14 2010	14" diameter flexible tunnel for tiles up to 120mm in profile.	-	£265
TLF OK14 2010	14" diameter flexible tunnel for slate up to 8mm thick.	-	£265
Flat roof sun tunnels			
TCF OK14 1010	14" diameter flat roof flexible tunnel with polycarbonate cover.	-	£320
Accessories			
ZTR OK10 0062	600mm extension section for 10" rigid diameter sun tunnel.	£57	-
ZTR OK14 0062	600mm extension section for 14" rigid diameter sun tunnel.	-	£57
ZTR OK14 0124	1,200mm extension section for 14" rigid diameter sun tunnel.	-	£110
ZTL 014	Low-energy light kit for 10" and 14", fits inside tunnel, requires mains connection. Bulb supplied	-	£73

- ▶ All sun tunnels and accessories have a delivery time of 2 days.
- ▶ Delivery time is in working days from receipt of orders placed before 4pm.

VELUX sun tunnels

Natural daylight for windowless areas

Smoke ventilation system

For situations where smoke ventilation is required



Smoke Ventilation System

External frame size (nominal w x h) cm

114 x 118 134 x 140

Code	Description	SK06	UK08
Packages include: Single electrically operated GGU white polyurethane roof window with laminated inner pane for additional safety, 1 smoke sensor, 1 break glass point, 1 wall control unit and suitable flashing. Additional smoke sensors and break glass units can be purchased separately.			
GGU SDOL140 U-value 1.2 W/m ² K	GGU 0073 roof window + flashings for slate up to 8mm thick.	£1,563	£1,649
GGU SDOW140 U-value 1.2 W/m ² K	GGU 0073 roof window + flashings for tiles up to 120mm in profile.	£1,563	£1,649
KFD 0000	Wind deflector (for compliance to aerodynamic smoke ventilation requirements).	£458	£516

- ▶ All roof windows have a delivery time of 2 days except KFD 0000 which are 7 days.
- ▶ Delivery time is in working days from receipt of orders placed before 4pm.



Flat roof smoke ventilation system

Innovative solution for a flat roof where smoke ventilation is required. Available for 0.88m² (100x100cm) or 1.30m² (120x120cm) of smoke-free ventilation area.

- Double-glazed window with protective polycarbonate cover.
- AA fire rated.
- Tested and certified to EN ISO 12101-2.
- Smoke sensors, control systems and break glass units to be purchased separately.

Roof pitch



Flat roof smoke ventilation


External frame size (nominal w x h) cm.
Structural opening size (nominal w x h) cm

118 x 118 138 x 138
100 x 100 120 x 120

Code	Description	100100	120120	
Packages include: Insulated kerb with double-glazed unit with toughened outer pane and laminated inner pane for additional safety. Comes with separate polycarbonate cover and security fixings. On-site flashings required.				
CSP S10G	CSP flat roof window + clear polycarbonate cover.	£1,781	£2,102	
CSP S10H	CSP flat roof window + obscure polycarbonate cover.	£1,781	£2,102	
Accessories				
KFC 210	Control system for operation of 4 pitched roof windows or 1 flat roof window.	-	-	£570
KFC 220	Control system for operation of 8 pitched roof windows or 2 flat roof windows.	-	-	£738
KFA 100	Smoke sensor.	-	-	£70
KFK 100	Break glass unit.	-	-	£70

- ▶ All roof windows have a delivery time of 2 days.
- ▶ Delivery time is in working days from receipt of orders placed before 4pm.

Roof pitch



Available for 1m² (SK06 size) or 1.5m² (UK08 size) of smoke-free ventilation area.

- Centre-pivot roof window made of maintenance-free white polyurethane.
- For Geometric Smoke Ventilation our systems are tested and certified to EN ISO 12101-2 for roof pitches between 15-90°.
- For Aerodynamic Smoke Ventilation our systems are tested and certified to EN ISO 12101-2 for roof pitches between 15-60°.
- Comes with laminated inner pane for additional safety with easy-to-clean coating on the outer pane to keep the glazing cleaner for longer.
- System can be upgraded to comply with aerodynamic smoke ventilation requirements by the inclusion of the optional KFD external wind deflector.

Rooflights for uninhabited spaces

Bring in more daylight



Roof pitch



Rooflights

- Frame and integrated flashing made of maintenance-free polyurethane.
- Operated using a handle with three ventilation positions.
- Extruded aluminium sash which can be hinged on both sides, opening to an angle of 90°.
- Opening restrictor which engages at 90° only.
- Black internal and external finish.



Uninhabited spaces

Our rooflights are designed in such a way that you have the opportunity to bring light into uninhabited spaces. It is not advisable to use these rooflights in habitable rooms because of their thermal performance.

Rooflights for uninhabited spaces

External frame size (nominal w x h) cm

54 x 83 46 x 61

Code	Description	54 x 83	46 x 61
GVT 103 0059Z U-value 3.1 W/m ² K	Side-hung outward-opening rooflight.	£188	-
GVK 0000Z U-value 5.1 W/m ² K	Side-hung outward-opening rooflight.	-	£138

- ▶ All rooflights have a delivery time of 7 days.
- ▶ Delivery time is in working days from receipt of orders placed before 4pm.

Replacing existing roof windows

It's time for a change.
Let in more daylight,
create more comfort and
increase energy efficiency.

Think bigger

Replacing a roof window is the perfect opportunity to bring even more light in. You'd be surprised how much brighter a room can become if you make the roof window even slightly bigger. Or that by adding a second roof window to the one you are replacing, you get twice the light.

We have provided the same range of roof window sizes for the last 40 years, so it is usually very easy to find a direct size match.

- Minimal disruption as roof windows are replaced at the existing aperture.
- Replacement installation can typically be carried out in a day.
- Work can be carried out from the inside – no need for external scaffolding.



Always improving

We continuously work towards improving our products and energy efficiency.

- Improved thermal performance and sound reduction for greater comfort.
- More attractive design and better integration into the roof.
- Larger glazing areas allowing more daylight in.
- Improved air tightness and insulation around the roof window when using VELUX installation products together with the window. See pages 44-45.
- Upgrade to a white finish or VELUX INTEGRA® solar or electric remote operation.
- **VELUX INTEGRA® solar powered roof windows** are ideal for replacing older roof windows as no wiring is required.

Save time and money with VELUX replacement flashings

EL and EW single replacement flashings are essential for replacing older VELUX roof windows manufactured before April 2001 with a current roof window while maintaining the original installation level of the roof window.

This allows old roof windows to be replaced without disturbing the interior finish of the room, saving you a lot of work. If you were to use a standard flashing you would need to re-do the internal lining around the roof window.

We recommend the use of EL and EW flashings for all replacement projects – only if you intend to alter the ceiling around the roof window should you consider using a standard flashing kit instead.

Replacing existing roof windows

Replacing your roof windows is quick and straightforward

Replacement roof window flashings

		55 x 70	55 x 78	55 x 98	78 x 98	66 x 118	78 x 118	78 x 140	134 x 98	94 x 140	114 x 118	94 x 160	134 x 140
Code	Description	CK01	CK02	CK04	MK04	FK06	MK06	MK08	UK04	PK08	SK06	PK10	UK08
For replacing single roof windows installed before April 2001. (Window size to be replaced shown in brackets.)		(101)	(102)	(104)	(304)	(206)	(306)	(308)	(804)	(408)	(606)	(410)	(808)
		(9)		(6)	(1)		(14)	(2)	(7)		(4)	(3)	(8)
EL 0000	For slate up to 8mm thick.	£57	£57	£58	£65	£65	£68	£73	£86	£81	£81	£84	£92
EW 0000	For tiles up to 120mm thick.	£57	£57	£58	£65	£65	£68	£73	£86	£81	£81	£84	£92
ELX 0000	Adaptor flashing for combinations. Also for use in conjunction with EDL & EDV.	£70	£70	£72	£81	£81	£85	£91	£107	£101	£100	£104	£115

- ▶ All replacement flashings have a delivery time of 7 days.
- ▶ Delivery time is in working days from receipt of orders placed before 4pm.

Upgrading existing roof windows

Improve the performance of existing roof windows with automated solar and electric operation.



8 pre-defined programs on the VELUX INTEGRA® control pad:

- Indoor climate
- Ventilation
- Energy balance
- Sun screening
- Good night
- Good morning
- Leaving home
- On vacation

Upgrade manual roof windows to VELUX INTEGRA® solar or electric powered operation

Ideal for out-of-reach situations.

Opening operation



SOLAR POWERED

- All the same features as VELUX INTEGRA® electric roof windows, but powered by the sun.
- PV solar cell on external window frame requires direct exposure to sunlight.
- No need to plug into a power supply, making installation even quicker, easier and no need for redecoration.



ELECTRIC

- Fully programmable control pad can operate roof windows, blinds, awnings and roller shutters individually or in groups.
- Easy to order and install – just plug into power supply.
- Control pad operation can be used within 20m of the roof windows.
- Fully integrated motor which runs almost without a sound.

- Added comfort and ventilation in areas that have been previously out-of-reach.

Code	Description	
KSX 100	Conversion kit to upgrade to full VELUX INTEGRA® solar powered functionality of GGU or GGL centre-pivot roof windows installed between April 1986 and January 2014 (includes rain sensor). Not compatible with M27, P25 and 425.	£350
KSX 100K	Conversion kit to upgrade to full VELUX INTEGRA® solar powered functionality of GGU or GGL centre-pivot roof windows installed after February 2014 (includes rain sensor). Not compatible with CK01, CK02, MK27, PK25 and SK01.	£400
KMX 110	Electric conversion kit to upgrade to full VELUX INTEGRA® functionality of GGU or GGL centre-pivot roof windows installed between April 1986 and January 2014 (includes rain sensor). Not compatible with M27, P25 and 425.	£328
KMX 110K	Electric conversion kit to upgrade to full VELUX INTEGRA® functionality of GGU or GGL centre-pivot roof windows installed after February 2014 (includes rain sensor). Not compatible with CK01, CK02, MK27, PK25 and SK01.	£328
KLR 200	VELUX INTEGRA® control pad for use with VELUX INTEGRA® roof windows manufactured after 2005.	£120

Upgrading glazing

Advances in pane technology allow the upgrading of existing glazing units to provide better heat and sound insulation properties. All panes are AA fire rated.



Turn your dream of a nice, peaceful sleep into a reality, reduce traffic noise into your home, minimise the sound of rain or hail on your roof window and increase energy efficiency simply with an upgrade to your glazing.

Upgrading the glazing is an easy way to increase the performance of your roof window.

For roof windows manufactured before April 2001

Code	Glazing	9	102	6	104	5	304	206	306	308	804	606	410	808
(For roof windows size of pane to be replaced shown in brackets)		(9)	(102)	(6)	(104)	(5)	(304)	(206)	(306)	(308)	(804)	(606)	(410)	(808)
IPL 0059C U-value 1.7 W/m²K	Toughened outer pane.	£64	£69	£70	£70	£84	£78	£84	£90	£98	£114	£115	£140	£176

▶ Looking to upgrade to a higher performing pane, contact our customer service support team.

For roof windows manufactured after April 2001

Code	Glazing	C02	C04	C06	M04	F06	M06	M08	U04	P08	S06	P10	U08
IPL 0073 U-value 1.1 W/m²K	Laminated inner, toughened outer pane.	£69	£70	£75	£78	£84	£90	£98	£114	£139	£115	£140	£176
IPL 0060 U-value 1.0 W/m²K	Laminated inner, toughened outer pane. Easy-to-clean coating, enhanced noise reduction.	£115	£118	£126	£131	£142	£152	£165	£191	£233	£194	£236	£296
IPL 0034 U-value 1.1 W/m²K	Obscure laminated inner, toughened outer pane.	£91	£93	£99	£103	£111	£119	£130	£150	£183	£152	£185	£233

For roof windows manufactured after February 2014

Code	Glazing	CK02	CK04	CK06	MK04	FK06	MK06	MK08	UK04	PK08	SK06	PK10	UK08
IPL 0070 U-value 1.1 W/m²K	Laminated inner, toughened outer pane.	£69	£70	£75	£78	£84	£90	£98	£114	£139	£115	£140	£176
IPL 0060 U-value 1.0 W/m²K	Laminated inner, toughened outer pane. Easy-to-clean coating, enhanced noise reduction.	£115	£118	£126	£131	£142	£152	£165	£191	£233	£194	£236	£296
IPL 0034 U-value 1.1 W/m²K	Obscure laminated inner, toughened outer pane.	£91	£93	£99	£103	£111	£119	£130	£150	£183	£152	£185	£233

▶ All conversion kits have a delivery time of 2 days. KLR 200 has a delivery time of 7 days. All replacement roof window panes have a delivery time of 7 days.
▶ Delivery time is in working days from receipt of orders placed before 4pm.


Installation products

Building regulations relating to insulation and air-tightness of roof window installations are becoming more stringent. We have not only developed a range of installation products to help make it quick and easy for you to be compliant, the range also offers increased energy efficiency and a safe installation.



Lining kit – LSG

- Used as a mounting base for the internal lining around VELUX roof windows on the inside of the sloping ceiling.
- Ensures quick and easy installation.
- BBX vapour barrier is included with LSG 1000.
- Roof thickness (excluding internal finish): Standard installation: 270mm min – 750mm max
Recessed installation: 310mm min – 790mm max.



Vapour barrier – BBX

- Helps prevent condensation from forming in the roof construction.
- Complete vapour barrier collar, fully welded in all corners.
- A fully welded rubber gasket with a double pressure seal guarantees speedy installation and a vapour and air tight solution.
- Reinforced corners for extra security against perforation.
- VELUX® installation tool helps fit the collar in a matter of minutes.



Insulation collar – BDX

- Insulates around the roof window frame, reducing heat loss and eliminating cold bridges.
- Makes insulating and installing the roof window a simple process.
- Comes with underfelt collar (BFX).
- Made to all standard roof window sizes.
- Click fittings ensure fast and accurate assembly.



Roof window

- The performance of your selected VELUX roof window is optimised by the use of installation products.
- All VELUX roof windows are compatible with VELUX installation products.
- Simply select your desired size, style and glazing option.



Underfelt collar – BFX

- Ensures a weather-tight seal between the roof window and the roof.
- Can also be purchased separately from the insulation collar (BDX).
- Pleated material ensures a flexible and tight seal to the underfelt of the roof, whatever its construction.
- Made from diffusion open material to minimise risk of condensation.
- Comes with transverse drainage gutter to lead water away from the head of the roof window if a tile or slate is broken above the window.
- Welded corners ensure a watertight and simple installation.



Flashing

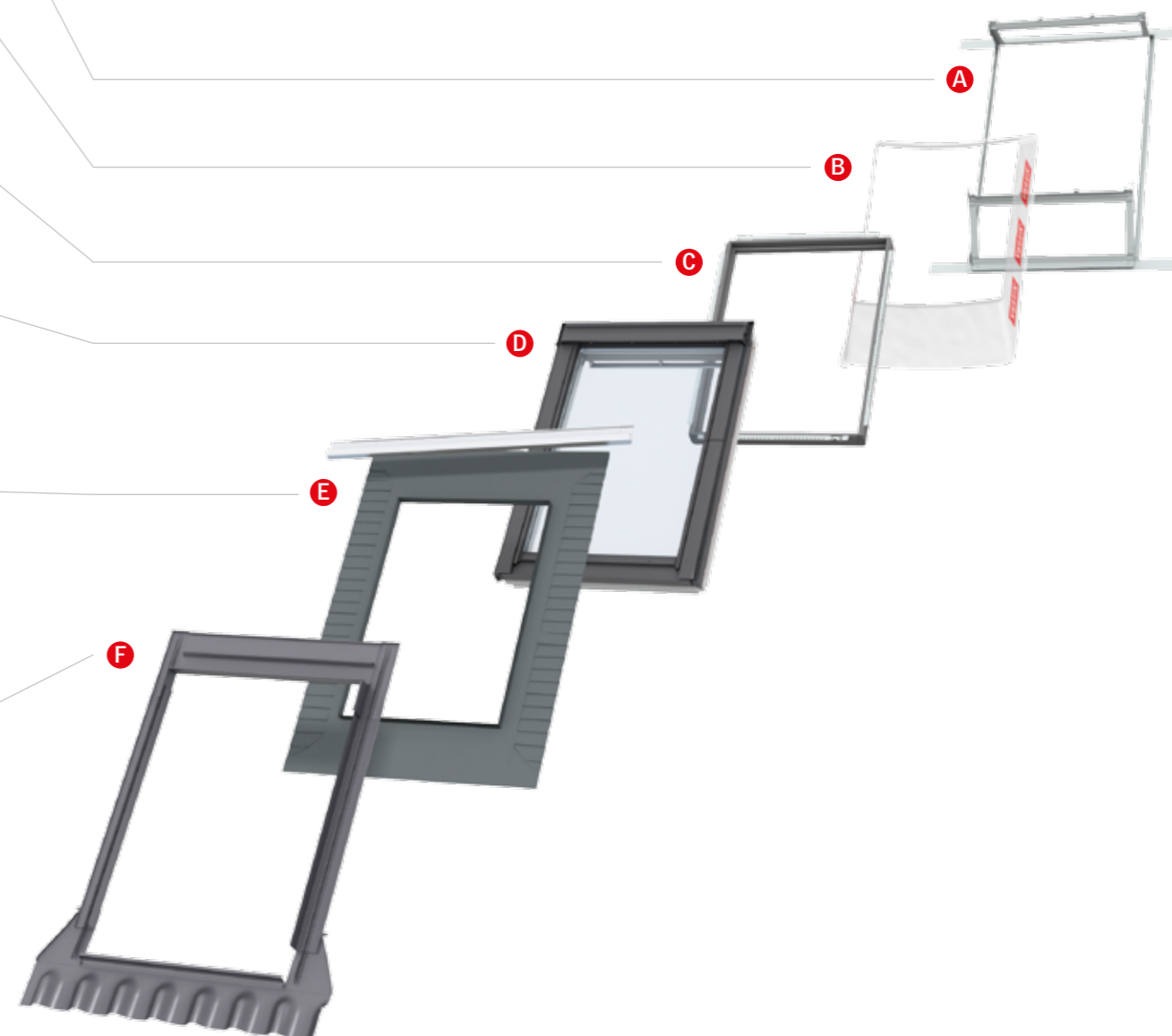
- Marries the roof window to the roofing material and ensures a weather-tight seal.
- Standard VELUX flashings are compatible with VELUX installation products.

For use of installation products with recessed flashings, see packages on pages 46-47.

Installation Products

External frame size (nominal w x h) cm		55 x 78	55 x 98	55 x 118	78 x 98	66 x 118	78 x 118	78 x 140	134 x 98	94 x 140	114 x 118	94 x 160	134 x 140
Code	Description	CK02	CK04	CK06	MK04	FK06	MK06	MK08	UK04	PK08	SK06	PK10	UK08
BDX 2000	Insulation collar for EDL / EDP / EDW (also includes BFX underfelt collar).	£30	£31	£33	£34	£34	£35	£37	£39	£38	£39	£40	£42
BDX 2011	Insulation collar for EBL / EBW / EBP twin installations (18mm gap).	£93	£96	£101	£105	£105	£109	£114	£119	£118	£119	£124	£129
BDX 2011E	Insulation collar for EKL / EKW and EKP coupled installations (100mm gap).	£93	£96	£101	£105	£105	£109	£114	£119	£118	£119	£124	£129
BFX 1000	Underfelt collar and transverse drainage gutter.	£21	£22	£23	£23	£23	£24	£26	£27	£27	£27	£28	£29
BBX 0000	Vapour barrier.	£22	£23	£24	£24	£24	£25	£27	£28	£28	£28	£29	£30
LSG 1000	Kit for lining including BBX vapour barrier.	£52	£53	£54	£55	£55	£56	£58	£63	£59	£60	£62	£64

- ▶ All installation products have a delivery time of 2 days except LSG 1000 which is 7 days.
- ▶ Delivery time is in working days from receipt of orders placed before 4pm.



Flashings

We provide a range of flashing options to suit your roofing material. The information below will help you select the most appropriate flashing for your installation.



This image is for illustration purposes only. Colour not a true representation.

Compatibility

To find out more about the compatibility of roofing materials and flashings, and to learn more about different installations (such as thatch and interlocking slate tile), please go to www.velux.co.uk/flashings

Opening sizes depend on the flashing used. Instructions available online.

EDL / EBL / EKL



- Flashings for installing roof windows into slate up to 8mm thick.
- Not for interlocking slate. See below for EDW.

EDJ / EKJ



- Recessed flashings for installing roof windows into flat or profiled roofing material up to 90mm in profile.
- EDJ 2000 Includes BDX 2000 insulation package as standard.

EDN / EKN




- Recessed flashings for installing roof windows into slate up to 8mm thick.
- EDN 2000 Includes BDX 2000 insulation package as standard.
- Not for interlocking slate.

EDW / EBW / EKW



- Flashings for installing roof windows into flat or profiled roofing material up to 120mm in profile.
- Also for interlocking slate, thatch and profiled sheeting.
- Our EDW flashing suits virtually every installation and supersedes EDZ as our standard tile flashing.

EDP / EBP / EKP



- Flashings for installing roof windows into plain tiles (max length 300mm).
- Maximum thickness of 14mm.

EDN, EDJ, EDL and EDW 2000 variants come with installation products included for better value

Recessed & standard flashings



Featured: EDJ recessed tile installation.



Featured: EDW standard tile installation.

Recessed flashings

Recessed flashings provide a sleek and streamlined finish as the roof window is installed deeper into the roof structure (see image above), meaning that less of the roof window protrudes above the roofline. We recommend BDX insulation collar and BFX underfelt collar, included in EDN and EDJ 2000, for optimum energy efficiency.

Recessed installation height – install the brackets at the sides of the roof window frame, at the blue line level.

Standard roof window flashings

We provide a range of flashing options to suit your roofing material. The table below will help you to select the most appropriate flashing.

Standard installation height – install the brackets at the top and the bottom of the window frame, at the red line level.

Recessed flashings

External frame size (nominal w x h) cm	55 x 78	55 x 98	55 x 118	78 x 98	66 x 118	78 x 118	78 x 140	134 x 98	94 x 140	114 x 118	94 x 160	134 x 140	
Code	CK02	CK04	CK06	MK04	FK06	MK06	MK08	UK04	PK08	SK06	PK10	UK08	
Recessed flashings including installation products (BDX 2000F)													
EDN 2000	For recessed installation in slate up to 8mm thick. Roof pitch 20°-90°.	£96	£99	£104	£110	£110	£115	£123	£138	£133	£132	£138	£149
EDJ 2000	For recessed installation in tiles up to 90mm in profile. Roof pitch 20°-90°.	£96	£99	£104	£110	£110	£115	£123	£138	£133	£132	£138	£149
Recessed flashings not including installation products													
EDN 0000	For recessed installation in slate up to 8mm thick. Roof pitch 20°-90°.	£67	£69	£72	£78	£78	£81	£87	£102	£97	£96	£100	£110
EDJ 0000	For recessed installation in tiles up to 90mm in profile. Roof pitch 20°-90°.	£67	£69	£72	£78	£78	£81	£87	£102	£97	£96	£100	£110

Single roof window flashings including insulation products

Code	Description	CK02	CK04	CK06	MK04	FK06	MK06	MK08	UK04	PK08	SK06	PK10	UK08
Standard flashings including installation products (BDX 2000)													
EDL 2000	For slate up to 8mm thick. Roof pitch 15°-90°.	£76	£78	£82	£86	£86	£90	£96	£108	£104	£105	£108	£117
EDW 2000	For tiles up to 120mm in profile. Roof pitch 15°-90°.	£76	£78	£82	£86	£86	£90	£96	£108	£104	£105	£108	£117
Standard flashings not including installation products													
EDL 0000	For slate up to 8mm thick. Roof pitch 15°-90°.	£50	£51	£53	£57	£57	£60	£64	£75	£71	£71	£74	£81
EDW 0000	For tiles up to 120mm in profile. Roof pitch 15°-90°.	£50	£51	£53	£57	£57	£60	£64	£75	£71	£71	£74	£81
EDP 0000	For plain tiles up to 14mm thick. Roof pitch 25°-90°.	£50	£51	£53	£57	£57	£60	£64	£75	£71	£71	£74	£81

- ▶ All flashings have a delivery time of 2 days.
- ▶ Delivery time is in working days from receipt of orders placed before 4pm.
- ▶ Flashing colour NCS: S 7500-N. (Nearest RAL colour: 7043). Flashings also available in titanium zinc, copper and a wide range of colours to match the roof window finish. See Twin and combination flashings on pages 48-49.

Twin and combination flashings

Opening sizes depend on the flashing used. Instructions available online.

To watch our guide to energy efficient installation visit www.velux.co.uk/installers



TWIN 18MM GAP



COUPLED 100MM GAP



DUO 100MM GAP




TRIPLE 100MM GAP



QUATTRO 100MM GAP

Twin and combination flashings

External frame size (nominal w x h) cm




Code	Description	CK02	CK04	CK06	MK04	FK06	MK06	MK08	UK04	PK08	SK06	PK10	UK08
EKN S0021E Coupled Recessed	Side by side with 100mm gap for slate up to 8mm thick.	£158	£162	£170	£182	£182	£192	£198	£240	£228	£226	£236	£260
EKJ S0021E Coupled Recessed	Side by side with 100mm gap for tiles with max. profile 90mm.	£158	£162	£170	£182	£182	£192	£198	£240	£228	£226	£236	£260
EBL 0021B Twin	Side by side with 18mm gap for slate up to 8mm thick.	£141	£145	£151	£162	£162	£171	£182	£214	£203	£201	£210	£231
EBW 0021B Twin	Side by side with 18mm gap for tiles with a max. profile 120mm.	£141	£145	£151	£162	£162	£171	£182	£214	£203	£201	£210	£231
EBP 0021B Twin	Side by side with 18mm gap for plain tiles up to 14mm thick.	£141	£145	£151	£162	£162	£171	£182	£214	£203	£201	£210	£231
EBL 0021C Twin	Side by side with 50mm gap for slate up to 8mm thick.	£141	£145	£151	-	-	-	-	-	-	-	-	-
EBW 0021C Twin	Side by side with 50mm gap for tiles with a max. profile 120mm.	£141	£145	£151	-	-	-	-	-	-	-	-	-
EKL 0021E Coupled	Side by side with 100mm gap for slate up to 8mm thick.	£121	£124	£129	£139	£139	£146	£156	£184	£174	£172	£179	£197
EKW 0021E Coupled	Side by side with 100mm gap for tiles with a max. profile 120mm.	£121	£124	£129	£139	£139	£146	£156	£184	£174	£172	£179	£197
EKP 0021E Coupled	Side by side with 100mm gap for plain tiles up to 14mm thick.	£121	£124	£129	£139	£139	£146	£156	£184	£174	£172	£179	£197
EKL S0122 Duo	Above/below with 100mm gap for slate up to 8mm thick.	£129	£131	£137	£147	£147	£155	£165	£194	£184	£183	£191	£209
EKW S0122 Duo	Above/below with 100mm gap for tiles with a max. profile 120mm.	£129	£131	£137	£147	£147	£155	£165	£194	£184	£183	£191	£209
EKL S0312 Triple	Side by side with 100mm gap for slate up to 8mm thick.	£181	£186	£194	£209	£209	£219	£234	£276	£261	£258	£269	£296
EKW S0312 Triple	Side by side with 100mm gap for tiles with a max. profile 120mm.	£181	£186	£194	£209	£209	£219	£234	£276	£261	£258	£269	£296
EKL S0222 Quatro	Group of 4 with 100mm gap for slate up to 8mm thick.	£279	£284	£297	£319	£319	£336	£358	£422	£400	£396	£413	£453
EKW S0222 Quatro	Group of 4 with 100mm gap for tiles with a max. profile 120mm.	£279	£284	£297	£319	£319	£336	£358	£422	£400	£396	£413	£453

- ▶ Delivery time for all Coupled Flashings is 2 days except coupled recessed flashings which are 7 days. All other flashings have a delivery time of 7 days except EBP 0021B which is 11 days.
- ▶ Delivery time is in working days from receipt of orders placed before 4pm.
- ▶ Flashing colour NCS: S 7500-N. (Nearest RAL colour: 7043.). Twin and combination flashings are also available in titanium zinc, copper and a wide range of colours to match the roof window finish.
- ▶ Other recessed combination flashing options are available subject to lead times.
- ▶ Contact our customer support team for details on recessed triple and quattro options.

SUPPORT TRIMMERS

- VELUX support trimmers provide structural support and also a harmonious finish.
- Available in white or pine to match the roof windows.
- Available in three different lengths.
- The EBY is used for frame gaps of 18mm between the roof windows and the EKY for 100mm gaps.



EBY 3000 18MM GAP



EKY 2000 100MM GAP



MORE FLASHING OPTIONS CAN BE FOUND IN OUR EXTENDED ONLINE BROCHURE

Support trimmer for 18mm frame gap – white roof windows

EBY W20 2000	2,000mm long.	£140
EBY W27 2000	2,700mm long.	£176
EBY W35 2000	3,500mm long.	£232

Support trimmer for 100mm frame gap – white roof windows

EKY W20 2000	2,000mm long.	£232
EKY W27 2000	2,700mm long.	£258
EKY W35 2000	3,500mm long.	£294

Support trimmer for 18mm frame gap – pine roof windows


EBY W20 3000	2,000mm long.	£140
EBY W27 3000	2,700mm long.	£176
EBY W35 3000	3,500mm long.	£232

Support trimmer for 100mm frame gap – pine roof windows

EKY W20 3000	2,000mm long.	£232
EKY W27 3000	2,700mm long.	£258
EKY W35 3000	3,500mm long.	£294

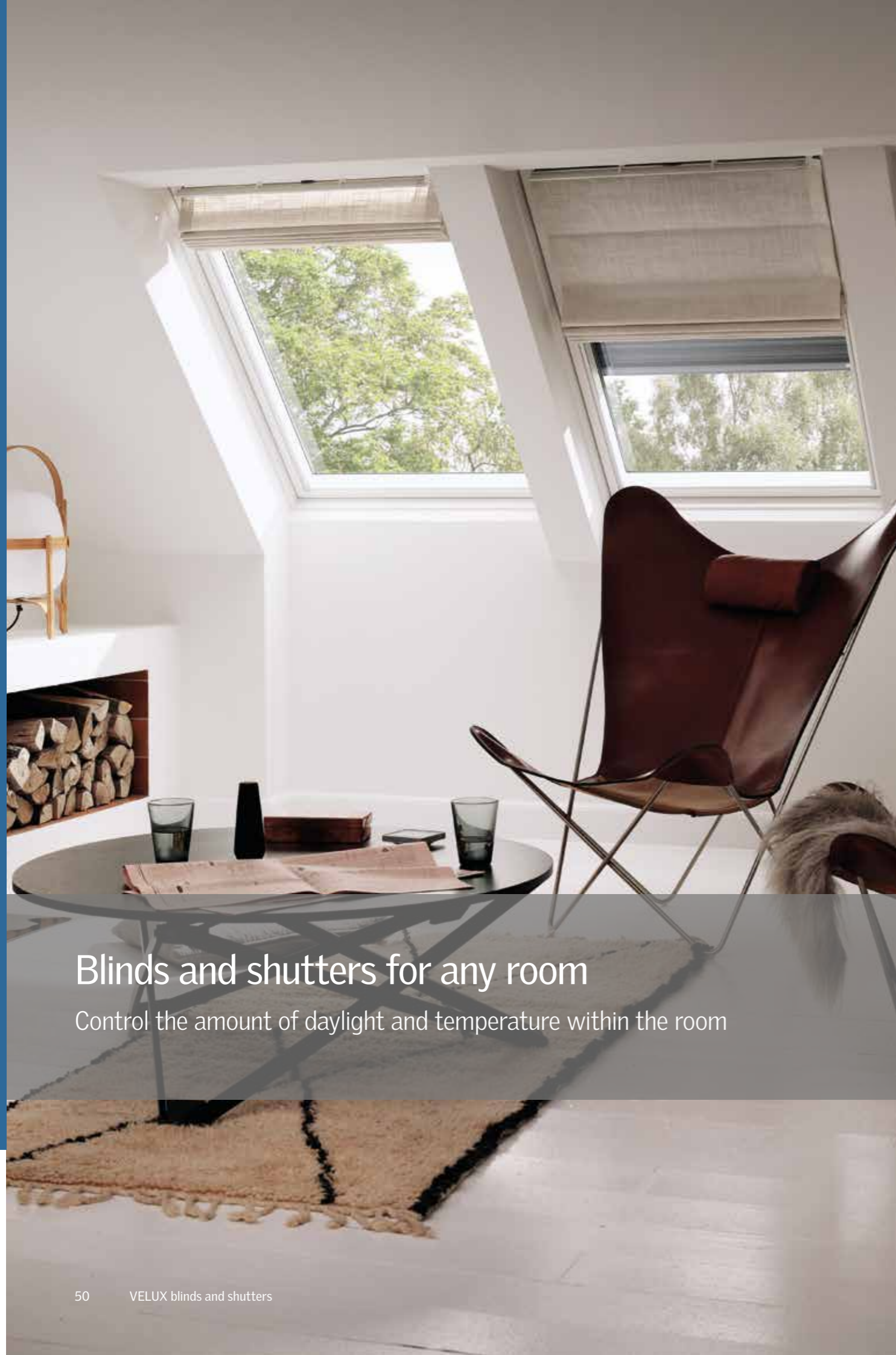
Window profile set (For use with on site flashing)

External frame size (nominal w x h) cm



Code	CK02	CK04	CK06	MK04	FK06	MK06	MK08	UK04	PK08	SK06	PK10	UK08	
ZWC S0001	Click-on external window profiles.	£30	£32	£32	£32	£34	£34	£36	£38	£38	£38	£40	£42

- ▶ Support trimmers have a delivery time of 7 days.
- ▶ Window profile sets have a delivery time of 2 days.
- ▶ Delivery time is in working days from receipt of orders placed before 4pm.



Blinds and shutters for any room

Control the amount of daylight and temperature within the room

How to select your blinds

- 1 Select type**
Choose an interior and/or exterior VELUX blind or shutter that meets your requirements in terms of heat protection, blackout, light adjustment or insect protection.
- 2 Select colour and design**
Our blinds are available in an array of exciting colours and designs.
- 3 Select operation method**
Choose between manual or automatic operation. Always consider electrically-operated products for out-of-reach situations.
- 4 Select the right size**
To identify your size, check the data plate which details the type and size of your roof window.

VELUX roof window data plates



Installed in minutes

- 5** VELUX interior blinds are easily installed with our unique Pick&Click!™ system. Follow the instructions, and your blinds will be fitted in minutes.

Pick&Click!™

VELUX roof windows are fitted with pre-installed brackets to ease installation and to ensure a perfect fit every time.



Sizing chart

All sizes must be ordered using the same code shown on the roof window data plate.

		55x70	55x78	55x98	55x118	78x98	66x118	70x118	78x118	78x140	134x98	94x140	114x118	94x98	94x160	134x140
Current Size		CK01	CK02	CK04	CK06	MK04	FK06		MK06	MK08	UK04	PK08	SK06	PK04	PK10	UK08
2002-2013		C01	C02	C04	C06	M04	F06		M06	M08	U04	P08	S06	P04	P10	U08
1992-2001			102	104		304	206		306	308	804		606		410	808
Before 1992		9		6		1		5		2	7		4		3	8


Duo & blackout blinds

Blackout blinds



The VELUX blackout blind offers a light proof seal for total darkness anytime. Ideal for installing in bedrooms to ensure a good nights sleep.

- Total blackout
- Stepless positioning
- Available in 24 colours
- Oeko-Tex® certified



Standard colours Price Group 1

Duo blackout blinds




The VELUX duo blind is a blackout blind and a pleated blind in one. It offers the best of both worlds: blackout at any time and softly diffused natural light all day.

- Total blackout
- Stepless positioning
- Flat and pleated cloth
- Available in 24 colours
- Softly diffuses incoming daylight
- Oeko-Tex® certified



1016



Blackout blinds. Please refer to page 51 for your product code.

	Manual	DKL	Price Group 1														
			£60	£62	£66	£70	£72	£74	£74	£76	£82	£100	£90	£96	£78	£96	£110
			Price Group 2														
			£70	£72	£76	£80	£82	£84	£84	£86	£92	£110	£100	£106	£88	£106	£120
	Electric	DML	Price Group 1														
				£184	£186	£190	£194	£196	£198	£198	£200	£206	£224	£214	£220	£202	£220
			Price Group 2														
			£194	£196	£200	£204	£206	£208	£208	£210	£216	£234	£224	£230	£212	£230	£244
	Solar	DSL	Price Group 1														
				£208	£210	£214	£218	£220	£222	£222	£224	£230	£248	£238	£244	£226	£244
			Price Group 2														
			£218	£220	£224	£228	£230	£232	£232	£234	£240	£258	£248	£254	£236	£254	£268
	Duo blackout	DFD	Price Group 1														
				£82	£84	£88	£92	£94	£96	£96	£98	£104	£122	£112	£118	£100	£118
			Price Group 2														
			£92	£94	£98	£102	£104	£106	£106	£108	£114	£132	£122	£128	£110	£128	£142

Electrically powered products combined with a manual VELUX roof window require a control unit KUX 110. Refer to page 58 for details.

- ▶ All blinds and shutters have a delivery time of up to 7 days.
- ▶ Delivery time is in working days from receipt of orders placed before 4pm.

Children's collection

Star Wars & VELUX Galactic Night Collection



Our new Star Wars & VELUX Galactic Night Collection is a range of blackout blinds designed for tough Jedi knights and other adventurers. Choose from 4 exciting designs.



4710 4711 4712 4713

© & ™ Lucasfilm Ltd.



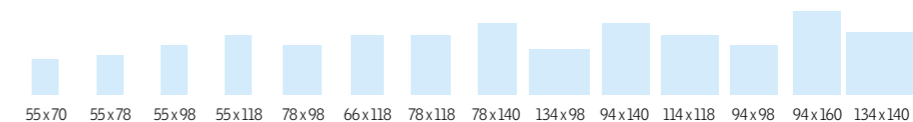
Disney & VELUX Dream Collection



Our Disney & VELUX Dream Collection is a range of blackout blinds designed for the young – and the young at heart. From Mickey, Bambi and Planes to Minnie, Winnie the Pooh and Princesses – there's something for everyone.



© Disney. © Disney. Based on the *Winnie the Pooh* works by A. A. Milne and E. H. Shepard.



Blackout blinds. Please refer to page 51 for your product code.

Manual	DKL	Star Wars													
		£82	£84	£88	£92	£94	£96	£98	£104	£122	£112	£118	£100	£118	£132
		Disney Collection													
		£82	£84	£88	£92	£94	£96	£98	£104	£122	£112	£118	£100	£118	£132

- ▶ All blinds and shutters have a delivery time of up to 7 days.
- ▶ Delivery time is in working days from receipt of orders placed before 4pm.


Roman blinds & roller

Roman blinds




Create a soft and warm atmosphere with the new decorative VELUX Roman blind. Explore the potential of beautiful fabrics and be inspired by the soft styling effects that make this collection refined and original.

- **Colours** – Choose from twenty elegant and decorative colours.
- **Upgrade** – Interchangeable fabrics.
- **Maintenance** – Fabric can be removed for easy cleaning.



Standard colours Price Group 1

New styling in no time, the roman blind fabrics can be removed for easy cleaning. All roman blind fabrics can be bought separately for flexibility in style. Just choose the right one for you.



Roman blinds. Please refer to page 51 for your product code.

Manual	FHB	Price Group	Price														
			£76	£80	£86	£90	£94	£96	£96	£100	£108	£130	£118	£126	£102	£124	£144
Repl. cloth for Roman blind	ZHB	Price Group 1	£38	£40	£42	£44	£46	£48	£48	£50	£54	£64	£58	£62	£52	£62	£72
		Price Group 2	£48	£50	£52	£54	£56	£58	£58	£60	£64	£74	£68	£72	£62	£72	£82

Roller blinds. Please refer to page 51 for your product code.

Manual	RFL	Price Group	Price														
			£60	£62	£66	£70	£72	£74	£74	£76	£82	£100	£90	£96	£78	£96	£110
Electric	RML	Price Group 1	£184	£186	£190	£194	£196	£198	£198	£200	£206	£224	£214	£220	£202	£220	£234
		Price Group 2	£194	£196	£200	£204	£206	£208	£208	£210	£216	£234	£224	£230	£212	£230	£244
Solar	RSL	Price Group 1	£208	£210	£214	£218	£220	£222	£222	£224	£230	£248	£238	£244	£226	£244	£258
		Price Group 2	£218	£220	£224	£228	£230	£232	£232	£234	£240	£258	£248	£254	£236	£254	£268

Electrically powered products combined with a manual VELUX roof window require a control unit KUX 110. Refer to page 58 for details.

- ▶ All blinds and shutters have a delivery time of up to 7 days except the roman blind (FHB) which is 13 days.
- ▶ Delivery time is in working days from receipt of orders placed before 4pm.

Roller blinds



The VELUX roller blind provides basic privacy whilst still allowing natural light in. A VELUX roller blind is an effective and practical solution that offers protection and looks good. Roller blinds are therefore well suited for living rooms, home offices, playrooms, and rooms where you want basic privacy and the ability to diffuse the light.

- **Privacy** – Provides basic privacy.
- **Harmonious light** – Softens the incoming light.
- **Upgrade** – Available in solar powered and electric operation.



Pleated

Flying pleated blinds




The VELUX pleated blind provides an excellent way to control the daylight in your room and allows you to create colourful and original light effects that can complement your personal choice of furniture and decor. It can be positioned anywhere on the

window as it is not fixed either at the top or at the bottom. This makes the blind ideal for installing in living rooms or dining areas.

- **Colourful light effects** – Softens incoming light.
- **Decoration** – Beautiful decoration for living rooms.
- **Flexible positioning** – Dual control bars allow you to adjust the blind from both the top and the bottom of the window, letting in exactly the right light.
- **Upgrade** – Available in electric operation.



Standard colours Price Group 1




Pleated blinds. Please refer to page 51 for your product code.

Manual	FHL	Price Group	Price															
			£60	£62	£66	£70	£72	£74	£74	£76	£82	£100	£90	£96	£78	£96	£110	
Electric	FML	Price Group 1	£184	£186	£190	£194	£196	£198	£198	£200	£206	£224	£214	£220	£202	£220	£234	
		Price Group 2	£194	£196	£200	£204	£206	£208	£208	£210	£216	£234	£224	£230	£212	£230	£244	


Blinds for flat roof windows. Please refer to page 51 for your product code.

Window size	060060	060090	080080	090090	100100	090120	120120	100150	150150
FMG Electric Pleated Blinds	£260	£265	£270	£276	£281	£286	£291	£296	-
FSK Solar Double Pleated Blind	£285	£290	£295	£301	£306	£311	£316	£321	£350
KUX 110 – Additional control system to allow FMG blind to be fitted to CFP fixed version.									£94

FMG – Electric Pleated



FSK – Solar pleated



- ▶ All blinds and shutters have a delivery time of up to 7 days.
- ▶ Delivery time is in working days from receipt of orders placed before 4pm.

Blackout energy & Venetian

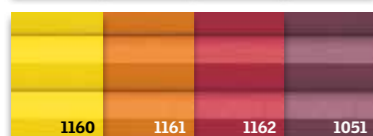
Blackout energy blind



- Total blackout
- Stepless positioning
- Double pleated cloth
- Available in 12 colours
- Installs in minutes with our unique Pick&Click!™ system
- Free positioning in the window frame
- Protects against cold from the outside
- No visible cords

The VELUX blackout energy blind offers variable blackout and an insulation effect of up to 26%. The double-pleated blackout cloth has an aluminium honeycomb structure within for improved insulation.

Improves insulation by up to **26%**



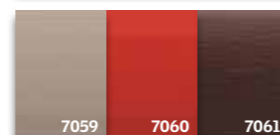


Standard colours Price Group 1

Venetian blinds



The VELUX Venetian blind gives you complete control of the light and is the ideal solution for rooms where you want to adjust the amount and direction of incoming light. As the blinds are made of aluminium they are also very easy to wipe clean and an ideal solution for rooms with high levels of humidity, such as kitchens and bathrooms.

- **Complete light control**
Control the amount and direction of incoming light and shadows.
- **Award-winning design**
Praised for the unique tilt mechanism and cordless operation.
- **Colours**
Choose from nine colour choices.
- **Upgrade**
Available in electric operation.



Standard colours Price Group 1

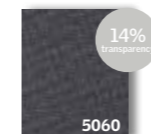
External awning blinds & shutters

External awning blinds



The VELUX awning blind is an external blind perfectly suited to stop strong sunlight and heat before it reaches the pane on your roof window. These unique blinds are ideal for keeping rooms cool and reducing the heat of the sun on hot summer days.


- **Sun yes, heat no**
Reduce heat by up to 73%.
- **Quality**
Weather resistant fabric for longer lasting performance.
- **Easy installation**
Install from the inside in minutes.
- **Upgrade**
Available in solar powered and electric operation.



Roller shutters



- **Complete light control**
Keeps out the light and prevents overheating.
- **Energy saving**
Provides insulation in cold weather.
- **Security**
Provides additional security and protection from the elements.
- **Upgrade**
Available in electric (for use with VELUX INTEGRA® electric roof windows) and solar (for use with solar or manual roof windows).
- **Sound reduction**
Provides additional sound insulation against rainfall and hail.



Awning blinds. Please refer to page 51 for your product code.

Manual	MHL	£44	£44	£44	£44	£54	£52	£56	£54	£54	£72	£60	£70	£60	£60	£72
Electric	MML	£264	£268	£274	£278	£280	£282	£282	£286	£292	£308	£306	£314	£288	£324	£330
Solar	MSL	£354	£358	£364	£368	£370	£372	£372	£376	£382	£398	£396	£404	£378	£414	£420

For roof windows manufactured before April 2001 you must also order ZOZ 228 to fit awning blinds MML and MSL £32

Roller shutters

Manual	SHL	£216	£216	£230	£238	£246	£248	-	£258	£272	£296	£294	£300	£264	£308	£346
Electric	SML	£322	£322	£344	£356	£366	£370	£370	£384	£406	£442	£440	£446	£396	£462	£516
Solar	SSL	£364	£364	£388	£402	£414	£418	£418	£434	£460	£500	£496	£504	£446	£522	£584

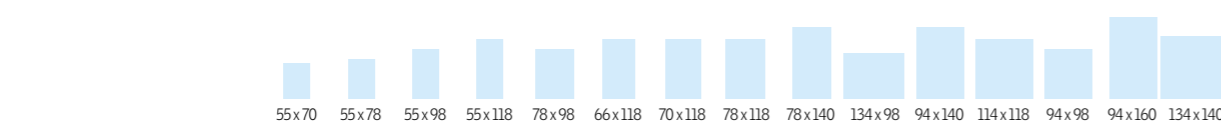
ZOZ 213K Adaptor plate allows operation of solar powered roof windows with MSL or SSL. £52

Awning blinds for flat roof windows. Please refer to page 51 for your product code.

MSG heat-reduction awning blind. Fitted between glazing and polycarbonate dome. Solar Powered. Available in white (6090).

Window size	060060	060090	080080	090090	100100	090120	120120	100150	150150
MSG Solar heat reduction awning blinds	£285	£290	£295	£301	£306	£311	£316	£321	-

All blinds and shutters have a delivery time of up to 7 days. Delivery time is in working days from receipt of orders placed before 4pm.



Energy blinds. Please refer to page 51 for your product code.

Manual	FHC	Price Group 1	£76	£80	£86	£90	£94	£96	£96	£100	£108	£130	£118	£126	£102	£124	£144
		Price Group 2	£86	£90	£96	£100	£104	£106	£106	£110	£118	£140	£128	£136	£112	£134	£154

Venetian blinds. Please refer to page 51 for your product code.

Manual	PAL	Price Group 1	£76	£80	£86	£90	£94	£96	£96	£100	£108	£130	£118	£126	£102	£124	£144
		Price Group 2	£86	£90	£96	£100	£104	£106	£106	£110	£118	£140	£128	£136	£112	£134	£154
Electric	PML	Price Group 1	£200	£204	£210	£214	£218	£220	£220	£224	£232	£254	£242	£250	£226	£248	£268
		Price Group 2	£210	£214	£220	£224	£228	£230	£230	£234	£242	£264	£252	£260	£236	£258	£278

Electrically powered products combined with a manual VELUX roof window require a control unit KUX 110. Refer to page 58 for details.


All blinds and shutters have a delivery time of up to 7 days. Delivery time is in working days from receipt of orders placed before 4pm.

Accessories

Rod controls



ZCT 200K



ZCT 100



ZOZ 085

Locks & restrictors



ZOZ 012K



ZOZ 010K S011

Electric accessories



KUX 110

Roof window kits



ZZZ 129 – White polyurethane repair kit



ZZZ 130 – White painted repair kit



ZZZ 131 – Care kit for white roof windows

Accessories

Code	Description	Price
Rod Controls		
ZCT 200K	Telescopic Pole 100-180cm for operation of centre pivot roof windows.	£25
ZCT 100	100cm extension for ZCT 200K.	£15
ZOZ 085	Pole Adaptor for VELUX manual blinds that are out of reach. Use along with the rod control (ZCT 200K) for simple operation.	£6
Locks & Restrictors		
ZOZ 012K	Security Lock for centre pivot roof windows.	£42
ZOZ 010K S011	Opening restrictor with key for centre pivot roof windows. Suitable for roof windows of frame height 98cm and above.	£42
Roof window kits		
ZZZ 129	Repair kit for white polyurethane roof windows. Includes filler, sandpaper and polyurethane paint.	£42
ZZZ 130	Repair kit for white painted roof windows. Includes filler, white paint, sandpaper, roller and paintbrush.	£24
ZZZ 131	Care kit for white painted roof windows. Includes cleaning solution, maintenance protector and cloth.	£18
Electric Accessories		
KUX 110	Control system for operation of multiple products on a single roof window. Required for blinds on CFP.	£94

- ▶ All rod controls have a delivery time of 2 days except ZOZ 085 which are 7 days.
- ▶ All locks and restrictors have a delivery time of 7 days.
- ▶ All maintenance kits have a delivery time of 2 days.
- ▶ All electric accessories have a delivery time of 7 days.



VELUX Company Ltd
Woodside Way
Glenrothes
Fife
Scotland
KY7 4ND
Tel: 01592 778 225
Fax: 01592 776 980
sales@velux.co.uk
www.brochures.velux.co.uk

Bringing light to life™



VELUX
product range