

Accessing VELUX Dealer Extranet 3



Contents:

	Page
Overview	<u>3</u>
Migration of existing Users	<u>4</u>
Requesting Access	<u>5-9</u>
Changing your password	<u>10</u>
Forgotten Password	<u>11</u>
Return to Home Page	<u>12</u>

Welcome to Dealer Extranet 3

- ▶ VELUX are proud to present our new re-designed online system which customers can use to order VELUX products, view and track orders and deliveries, download invoices, view and create quotations, and now create client quotations customizable with your company logo and including client discounts and delivery charges.
- ▶ Products can now be selected from a configurator, or should you already know the code of the product you require, it can be typed into a search box for quick entry. It is also possible to upload orders from a .csv file which is a simple solution to speed up input of large stock orders.
- ▶ VELUX Dealer Extranet 3 (or DE3) is supported by, and optimised for use with, Windows Internet Explorer, Microsoft Edge, Google Chrome and Firefox, and we recommend these browsers for the best user experience. While not optimised for Safari or Bing our testing shows no issues with these browsers.

Migration of Existing Users

Existing users of Dealer Extranet 2 will receive an email to let them know when they have been migrated to Dealer Extranet 3. Your username will not change. Click on the link in the email to select a new password. Skip to [page 8](#) for further assistance creating your password.



You may also wish to save the link to DE3 to your favourites for future access.

Requesting Access to Dealer Extranet 3

New users can request access to D3 by going to:
<https://www.dealerextranet3.velux.co.uk/> and clicking on the **Request access** button.



Welcome to the New VELUX Dealer Extranet

Sign in

Please sign in to access the Dealer Extranet

E-mail:

Password:

 Log in

[Forgot password?](#)

About the VELUX Dealer Extranet

If you are registered VELUX Dealer you can sign in and enjoy the benefits of online ordering and other services from VELUX.

[Request access >](#)

VELUX eTrading
VELUX Company Ltd
Woodside Way
Glenrothes
Fife
KY7 4ND
Phone: +44 (0)1592 778 225
Email: etrading@velux.co.uk (System queries)
sales@velux.co.uk (All other enquiries)

Requesting Access to Dealer Extranet 3

Simply complete the form and click **Request Access**.

Request access to VELUX Dealer Extranet

Company information

Company name*

Account No.

Personal information

Full name*

Postal code*

Email*

Phone*

Request access

Cancel

Requesting Access to Dealer Extranet 3

We will send you an email with a link to create your password and enter the site.



✉ **VELUX eTrading**
To

Welcome

You have been created as a new user on the VELUX Dealer Extranet - please follow the link below to enter a new password:

<https://www.dealerextranet3.velux.co.uk/system/newpassword/0d0097b6-f4e3-4a4f-81cf-8bed8ec16e3b>

Your username is

We recommend that you save the website: <https://www.dealerextranet3.velux.co.uk> to your favourites for future reference.

Please click the links below to view your User Guides:

[Accessing VELUX Dealer Extranet 3](#)

[Account Information Guide](#)

[Orders User Guide](#)

[Quotation Guide](#)

[Tracking orders & V-Track](#)

With kind regards

VELUX Company Ltd.

Requesting Access to Dealer Extranet 3

Choose a password that contains at least 8 characters, including both upper and lower case letters and at least 1 number.

Click **Save**.



Create new password

New password:

Retype new password:

Your password must contain at least 8 characters containing both upper and lowercase letters and at least a number.

Save

Requesting Access to Dealer Extranet 3

Once you have saved your password successfully you will see the screen below. Click **Go back to log in**.



Create new password

Success [Go back to log in](#)

Enter your email address and password and click **Log in** to access the site.

Welcome to the New VELUX Dealer Extranet

Sign in

Please sign in to access the extranet

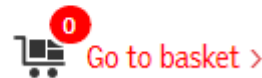
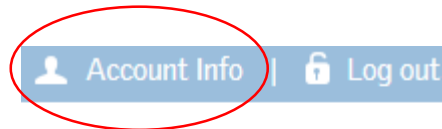
E-mail:

Password:

[Forgot password?](#)

Changing your password

Should you wish to change your password, simply click on **Account Info** at the top right of the screen:



Click **Change Password**, then input the current and new passwords and click **Change Password** to save your change.

Your Account

- Orders
- Invoices
- Quotes from VELUX
- Quotes for clients

Your Information:

- Name:
- Phone:
- Company Name:
- E-mail:
- Customer number

[Change Password](#)

Current password

New Password

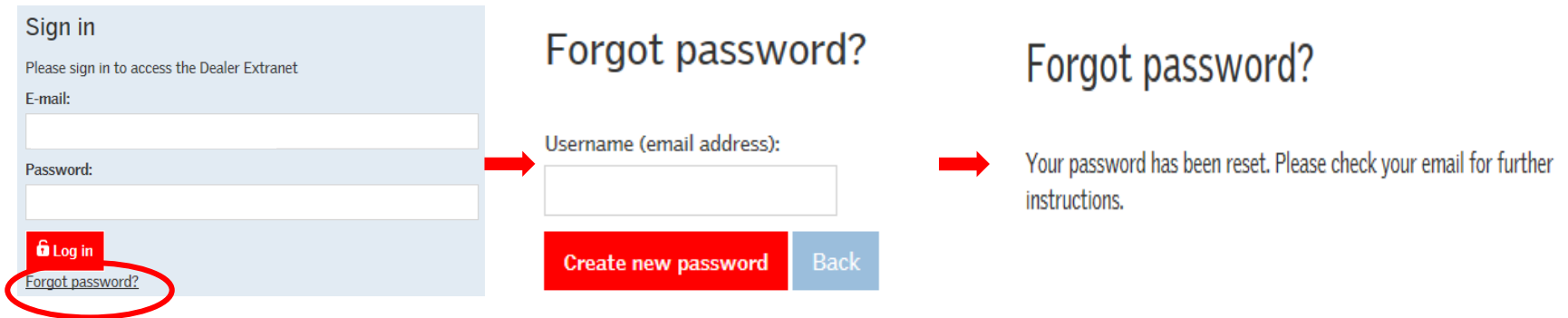
Retype New Password

Your password must contain at least 8 characters containing both upper and lowercase letters and at least a number.

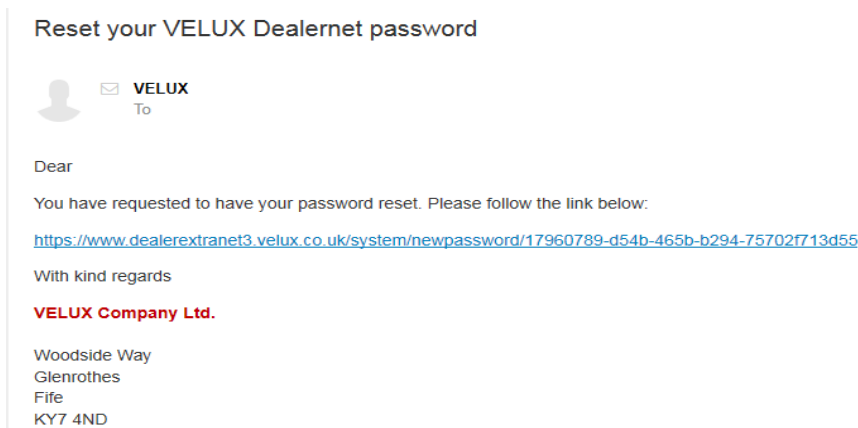
[Change Password](#)

Forgotten Password

If you forget your password, please click **Forgot password** on the log in page, then put your email address in the box and click **Create new password**.



We will send you an email with a link to allow you to select a new password.



Home Page

You can quickly return to your home page at any time by clicking on the VELUX logo at the top left of your screen:

